



Design: Aleksander Borgenhov

Aleksander Borgenhov is one of Norway's most award winning industrial designers. His work has resulted in a wide range of successful products, including furniture, lighting, commercial goods, sports equipment, health & medical, marine & offshore. He says design should be based on a good story, provide unique visual qualities and smart innovative solutions.

If the external flexible cable or cord of this luminaire is damaged, it shall be exclusively replaced by the manufacturer or his service agent or a similar qualified person in order to avoid a hazard.

Si le câble ou le fil flexible externe de ce luminaire est endommagé, seuls le fabricant, son agent ou un technicien approuvé par l'usine sont autorisés à le remplacer afin d'éviter tout danger.

Si el exterior del cable flexible o el cable de esta lampara está dañado, se sustituye exclusivamente por el fabricante, su agente de servicio o similar persona cualificada con el fin de evitar un peligro.

Hvis lampens ledning skades skal den kun erstattes av produsent, forhandler eller kvalifisert personell for å unngå fare.

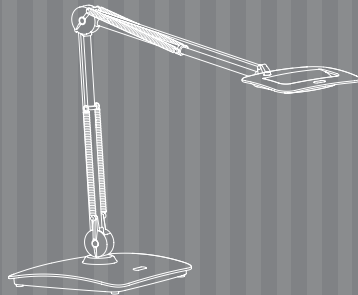
Om lampans ledning skadas skall den ersättas av producent eller av auktoriserad person för att undgå fara.



Art.no.: 05-900-543-00

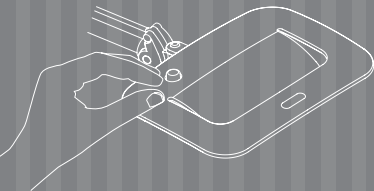
BRU-303-0107 Rev.no.: 0

LUXO



Split

2 X 6 W LED



On/off + dimming
On/off + gradation de
l'intensité lumineuse
On/off + oscurecimiento

Mounting options



Table edge clamp

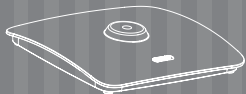


Table base

Motion sensor version

The task light is turned on and
off by a motion sensor

TO DEACTIVATE THE MOTION SENSOR



- 1 Press and hold the switch while
you plug in the task light
- 2 Light pulsates one time
for confirmation x1 ★
- 3 4 hours auto shut-off is activated

TO REACTIVATE THE MOTION SENSOR

- 1 Press and hold the switch while
you plug in the task light
- 2 Light pulsates two times
for confirmation x2 ★★
- 3 The motion sensor is active

Timer version

The task light turns itself off after
4 or 9 hours to save energy

4 HOURS AUTO SHUT-OFF

To change from 9 hours (standard)
to 4 hours auto shut-off:



- 1 Press and hold the switch
while you plug in the task light
- 2 Light pulsates
one time for
confirmation x1 ★

9 HOURS AUTO SHUT-OFF

To change from 4 hours to
9 hours auto shut-off:

- 1 Press and hold the switch
while you plug in the task light
- 2 Light pulsates
two times for
confirmation x2 ★★