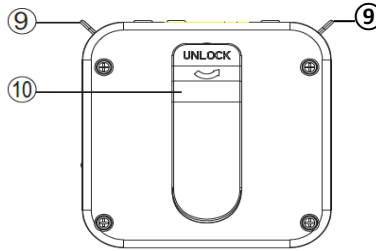
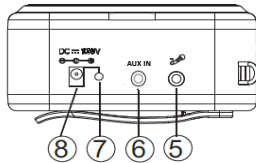
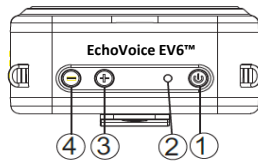
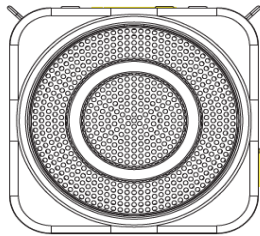


The all new EchoVoice EV6™ is a compact, lightweight digital voice amplifier. This product can enhance even the faintest of voices with minimal effort required. The EchoVoice EV6™ has increased power with a max 12W output.

## Features

- Class D digital amplification technology for high power audio output and clear sound quality
- Innovative AGI sound extension technology enhances the frequency band and dynamic response
- Built-in high capacity rechargeable lithium-ion battery
- Built-in MCU intelligent recharging management system to ensure safe and reliable battery operation
- Electronic button control for easy operation
- AUX audio signal input function for using as a small speaker

## Function Illustration



- ① Power switch : Press and hold down for 1 to 2 seconds for power on/off.
- ② Power indicator: Green light indicates the amplifier's power is on. If the battery voltage is low, the light will turn red. The light will flash red when the battery voltage is too low indicating the amplifier requires an immediate recharge.
- ③ Volume control: Press to increase output volume.
- ④ Volume control: Press to reduce output volume.
- ⑤ Microphone input socket: Insert the microphone 3.5mm plug into this socket. PLEASE NOTE: When speaking, avoid pointing the microphone directly at amplifier as it will cause feedback.
- ⑥ Aux input socket: Use the audio cable supplied to connect external audio signals such as DVD's and MP3's to the amplifier.
- ⑦ Recharging indicator: The indicator will display a red light when the amplifier is being recharged, the indicator will display a green light when the amplifier is fully recharged.
- ⑧ Recharging input socket: Input the DC 12V / 500mA power adapter plug to this socket to recharge the amplifier.

⑨ Hanging buckle: used to allow user to hang amplifier around the neck.

⑩ Belt clip: Turn clockwise to fit and turn anticlockwise to remove.

## Specification

Frequency response: 80Hz-12kHz

Rated audio power: 5W

Max output power: 12W

Output impedance: 4Ω

Operating voltage: DC 7.4V

Battery specification: 7.4V/1000mAh lithium-ion battery

Power adaptor: DC 12V/500mA

Recharging time: 4-6hrs

Playtime: approx 8hrs

Dimension: 90x90x43mm

Net weight: 270g

## Operation

1. This product has a built-in low voltage protection function to extend the battery life. When the power indicator light is red or flashes red, use at this time may cause the amplifier to turn off.
2. To position the transdermal (throat) microphone correctly for best amplification place your index finger in your ear, move your index finger towards your throat and when you reach the centre of your neck this is normally around the "soft spot" which produces best amplification. Place the microphone above this "soft spot". Turn the volume control down to low initially, then increase it gradually.
3. Fully recharge the battery if the amplifier has not been used for a long time.
4. Do not connect external audio signals into the MIC socket.
5. Only use the power adapter supplied with this voice amplifier.
6. Please do not try to disassemble or repair the product, this will void the warranty. Please contact Hearing Products International Limited if you have a question or service requirement.

