

INSTRUCTIONS FOR USE

Shower chair with backrest – tool free

Product code: TGR-R KP 350L



1. Characteristics

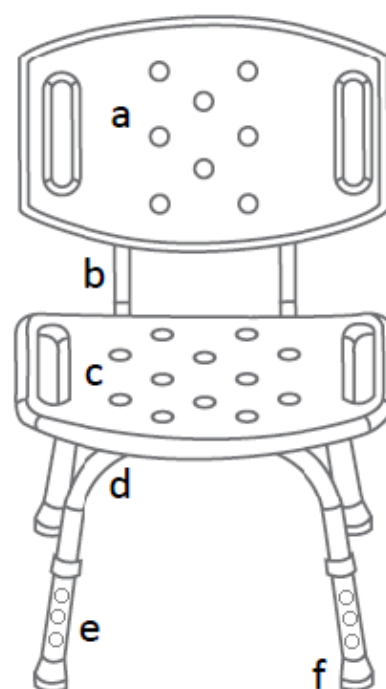
Shower chair consists of aluminium frame, backrest and wide seat which are made of durable PVC. The chair is equipped with height adjustable legs with anti-sliding rubber tips, and integrated handles which facilitate using the product. Specially designed rubber tips prevent the chair from sliding on wet surfaces. The chair is additionally supplied with Tool-Free (TF) system facilitating the assembly.

The set includes:

- backrest – 1 pc
- seat – 1 pc
- chair base – 2 pcs
- height adjustable legs – 4 pcs
- backrest tubes – 2 pcs
- mounting screws (wing screws) – 9 pcs

Elements of the shower chair:

- a. backrest
- b. backrest tubes
- c. seat
- d. base tubes
- e. height adjustment – TF system
- f. anti-sliding tips



2. Application

The shower chair is ancillary equipment which helps the user to perform hygienic activities. The chair is recommended to people with reduced mobility which prevents or hinders the unassisted

performance of daily living activities. The chair can be used in the shower, in the bath, in bathrooms and other humid rooms at home and in hospitals.

3. Assembly

Step 1. Place seat upside down on a flat surface.

Step 2. Fix crossed base tubes with seat in the middle using one wing screw with washer.

Step 3. Join base tubes with legs.

Step 4. Screw backrest tubes to base tubes using four wing screws with washers.

Step 5. Place assembled shower chair on the legs and tighten the backrest using four wing screws with washers.

HEIGHT ADJUSTMENT

- To adjust the height of the shower chair, press metal pin, select appropriate height of the leg, and lock the position of the tubes relative to each other with the use of metal pin. The legs are adjustable in 2.5 cm increments.

Note! The pins must be set on the same level in each leg.

4. Technical data

Width	49 cm
Depth	44 cm
Seat height	36-46 cm
Overall height	64-74 cm
Seat dimensions	49 x 29 cm
Weight	3,38 kg
Maximum capacity	136 kg

5. Notes

Timago International Group does not bear responsibility of improper use of the shower chair, failure to comply safety regulations and misuse.

6. Maintenance

- Clean the shower chair regularly using only water, sponge and mild detergents for plastic materials such as soap. Dry thoroughly.
- **Do not use** for cleaning: strong detergents, abrasive agents, bleach, petrol or solvents (it may cause frame damage, visible defects and in consequence - loss of warranty rights).
- At least once every three months check:
 - tightening of wing screws
 - condition of locking pins
 - condition of tubes (if cracks)

It is recommended to check rubber tips regularly. In case of worn-out, replace the tips with the new ones.





7. Storage and transport conditions






Device should not be exposed to direct sunlight, water or moisture.

8. Warranty information

All products distributed by our company are covered by a warranty, the terms of which are described in the warranty card available on our website. Please contact the retailer from whom you purchased the product. Please, keep in mind that for warranty purposes, the proof of purchase (receipt or invoice) should be retained

9. Labels

	Reference number		Manufacturer
	LOT number		Manufacture date

	Serial number		Medical device
	Note		Please read the instruction
	The manufacturer checked for compliance with essential medical devices requirements.		

Our complete line of products is available from our distributors.
Learn more at: www.timago.com. Thank you for choosing Timago!



Timago International Group
Spółka z o.o. i Spółka – Spółka komandytowa
ul. Karpacka 24/12
43-316 Bielsko-Biała, Polska

T.: +48 33 499 50 00
F.: +48 33 499 50 11
E.: info@timago.com



Rev. II, date 20.05.2021