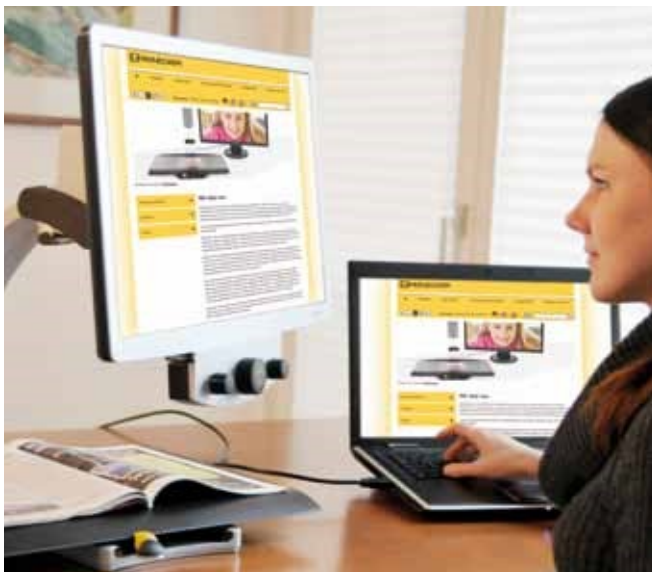


Videomatic VEO

Accessory modules *SWITCH, SPLIT, VARIO, EDU*



We're here for you

Since 1971 Reinecker develops premium video magnifiers and reading systems that help you to independently read text and watch pictures in newspapers, magazines, letters and cook books – despite any visual impairments.

Our goal is to improve the quality of your life.

We offer a wide range of magnifying and reading systems that can be used on the go, at your workplace, while at school, college or university and in the comfort of your own home.

With the support of our world wide partner network, we will help you determine the best magnifying or reading system to suit you.

Reinecker Vision



Everything from one source

If your vision declines considerably at an older age or as a result of an eye disease, a wide range of assistive devices can help you manage your everyday life. We are happy to help you put together individual solutions to improve your daily life. Your individual product combination fits together like pieces of a puzzle.

Our product range for your well-being

- ▶ **Electronic magnifiers: MANO**
- ▶ **Video magnifiers: mezzo, VEO, VERDE**
- ▶ **Camera systems: topolino**
- ▶ **Reading systems: VOX**
- ▶ **Low Vision aids: Optima TV**
- ▶ **Accessories: XY-tables, height adjustable tables, etc.**



Product range



Zukunftplanung An.
An Erziehungsinstitut
in der Schweiz, in der Schweiz
der Schweiz und erforscht
die Zukunft. Die Erfolge

Video magnifiers

Video magnifiers are reading aids mostly for stationary use. They capture text or pictures and reproduce it on a screen with a magnification of up to 100x. Video magnifiers offer a maximum of comfort and magnification.

Important features of video magnifiers are a high resolution and an optimised illumination with reduced reflections. Due to an autofocus the camera adjusts automatically to the optimum sharpness. To a certain extent objects and thick books will be displayed sharply despite of different heights.

In addition to full colour display, video magnifiers offer a variety of semi colour combinations in order to obtain a contrast enhancement. Text and objects can easily be moved underneath the camera with a reading table (XY-table).

You find more detailed information about the VEO vision concept on the following pages.

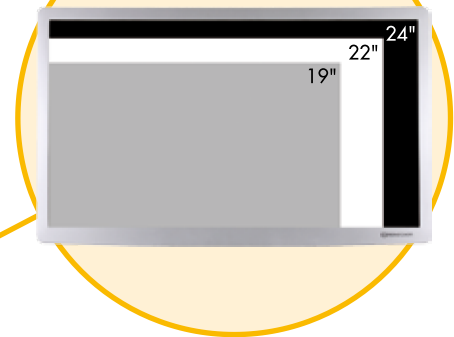
Reading comfortably with desktop CCTV's

VEO-modules

basic module
with camera*



monitor*



add-on modules



control system*



- module 1** basic module with camera*
- module 2** monitor*
- module 3** control system*
- module 4** add-on modules

VEO: Seven pre-configured models

The VEO vision concept is based on different modules. We have pre-configured the bestselling combinations for you. Just select the system that suites you best and add your individual remote control (1-button or 3-button control). For professional and/or educational use, the VEO accessory modules are optionally available.

The seven pre-configured VEO-models at a glance:

- VEO including Vario camera, without monitor
- VEO including Focus camera and 19" class monitor
- VEO including Focus camera and 22" class monitor
- VEO including Focus camera and 24" class monitor
- VEO including Vario camera and 19" class monitor
- VEO including Vario camera and 22" class monitor
- VEO including Vario camera and 24" class monitor

order code

VEOVAOM0
VEOFO190
VEOFO220
VEOFO240
VEOVA190
VEOVA220
VEOVA240




The VEO-remote controls:

- 1-button control
- 3-button control

VEOB1K01
VEOB3K01

*see separate VEO brochure

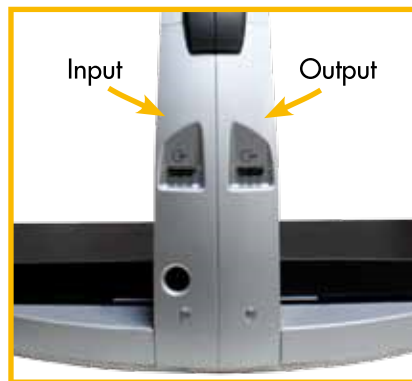


Accessory module *SWITCH* – your benefits at a glance

- a computer can be connected to VEO via VEO SWITCH module
- simply switch between the picture of VEO's internal camera and a second source (computer / laptop)
- use of your own monitor, when deciding for VEO basic module with no monitor option
- ideal for the use in schools or at work



multifunctional



easy to use



versatile



Accessory module *SPLIT* – your benefits at a glance

- simultaneous display of up to two different image sources thanks to the integrated split screen function: horizontal and vertical split
- intelligent zoom: the focus stays with the centre of the picture, also in the split screen mode
- two serial interfaces for incoming visual signals e.g. laptop / PC / external camera, (compatible with VGA, HDMI), HDMI interface to connect e.g. the distance camera
- comfortable and easy operation via a separate control unit
- ideal for the use in schools or at work: simultaneous display of the laptop and the VEO camera image on the VEO monitor
- available option: HDMI / USB3 splitter



multifunctional



comfortable



optional



Accessory module *VARIO distance camera* – your benefits

- full HD+ distance camera with telescope stand, safes up to four camera positions
- high ease of operation: dynamic camera motion into the favoured position
- comfortable and easy operation via two separate control units
- ideal for the use in schools or at work: display of the distance camera image or of the VEO camera image on the VEO monitor
- can be used with all other VEO accessory modules (*SWITCH, SPLIT, EDU*)
- available option: Joystick



user-friendly



dynamic



optional



Accessory module *EDU* – your benefits at a glance

- full HD+ distance camera with telescope stand, saves up to four camera positions
- high ease of operation: dynamic camera movement into the favoured position, simultaneous display of up to four different image sources (two at the same time)
- all advantages of the accessory module *SPLIT* including a separate control unit
- ideal for the use in schools or at work: simultaneous display of the distance camera- and the VEO camera image on the VEO monitor
- available options: Joystick, HDMI / USB3 splitter



high quality



dynamic



optional

Reinecker Vision GmbH
Head office Germany
Sandwiesenstraße 19
D-64665 Alsbach-Hähnlein
Tel. +49 62 57-93 11-0
Fax +49 62 57-93 11-8230
export@reineckervision.de
www.reineckervision.com

Your authorized distributor:

Subject to change. Version 1.1, Stand 05/16

