

FLOW ELBORD

Flow sit/stand desk

CUBE
DESIGN



“VORES FLOW ELBORDE ER ALTID
MED SOFT-START/STOP”

“OUR FLOW SIT/STAND DESKS ARE
ALWAYS WITH SOFT-START/STOP”



Læg specielt mærke til de flotte rektangulære søjler, som giver Flow et rent og klassisk look.
Note that the Flow sit/stand desks are with rectangular columns which gives Flow a clean and classic look.



Flow bord med rektangulære søjler i alu og en sort laminat bordplade.
Flow sit/stand desk with rectangular columns in alu/silver and a tabletop in black laminate.



Flow stel i sort
Flow frame in black



Flow stel i alu
Flow frame in alu



Flow stel i hvid
Flow frame in white

“FLOW ELBORDE ER SELVFØLGELIG MED
ANTIKOLLISION SOM STANDARD”


“FLOW SIT/STAND DESKS ARE OF COURSE
WITH ANTICOLLISION AS STANDARD”



De runde og bløde former på søjlerne giver dit kontor et stilet og afslappet udtryk.
The round and soft shapes on the columns give your office environment a stylish and casual expression.



Flow stel i sort
Flow frame in black



Flow stel i alu
Flow frame in alu



Flow stel i hvid
Flow frame in white

“ALLE FLOW BORDE BLIVER TESTET
INDEN DE PAKKES OG SENDES”

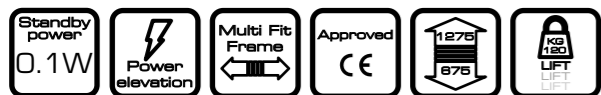
“ALL FLOW SIT/STAND DESKS ARE TESTED
BEFORE THEY ARE PACKED AND SHIPPED”



FLOW

Cube Designs Flow elbord er gennemtestet hos Dansk Teknologisk Institut, hvilket sikrer dig et produkt i særklasse, som lever op til alle krav, der stilles til elborde. For os er det vigtigt, at du altid får et kvalitetsprodukt.

Cube Design's Flow sit/stand desk is fully tested by Danish Technological Institute, which guarantee you a product that meets the requirements for sit/stand desks. It is important for us that you always get a high quality product.



Flow borde med cylindriske søjler i alu og hvide laminat bordplader med sort kant.
Flow sit/stand desks with cylindrical columns in alu/silver and tabletops in white laminate.



Flow er et elbord med hæve/sænke funktion. Et Flow elbord er tidløst design med mange fordele: antikollision, lydsvag motor, et strømforbrug på 0,1 W i standby og CE-mærkning. Stellet tilbydes i to udgaver; en udgave med rektangulære søjler og en udgave med cylindriske søjler i enten sort, hvid eller alu - alle lakeret med pulverlak.

Flow er bl.a. RoHS¹ og EN 527-1:2011² certificeret, ydermere kan 95% af Flow bordet genanvendes. Vi yder 5 års garanti på alle Flow elborde. For yderligere produktinformation, kontakt venligst Cube Design A/S eller besøg vores hjemmeside www.cube-design.dk.

Der tages forbehold for trykfejl og farveændringer.


1: Begrænsning af anvendelsen af visse farlige stoffer i elektrisk og elektronisk udstyr
2: Internationale retningslinjer for mål på kontorbord

Flow is an electrical table with sit/stand function. A Flow sit/stand desk is timeless design with many advantages: anti collision, low noise motor, a powerconsumption of 0.1 W in standby and CE-mark. The frame is available in two editions; an edition with rectangular columns and an edition with cylindrical columns in either black, white or alu/ silver - all lacquered with powderlacquer.

Flow is inter alia RoHS¹ and EN 527-1:2011² certified, furthermore 95% of the Flow sit/stand desk is recyclable. We provide a 5 years warranty on all Flow sit/stand desks. For additional product information, please contact Cube Design A/S or visit our website www.cube-design.dk/uk.

Subject to alterations and color modifications.

1: Restriction of the Use of certain Hazardous Substances in Electrical Equipment
2: International guidelines for dimensions on office tables



Cube Design A/S

Vadstedvej 212 | DK-8450 Hammel | Tlf. +45 86 98 74 11 | Fax +45 86 91 19 19
cube@cube-design.dk | www.cube-design.dk