

50 YEARS  
Thomashilfen  
PIONEER  
SINCE 1969



ECE Group I - III  
9 - 36 kg  
19.8 - 79.4 lb

NEW

# MAJOR

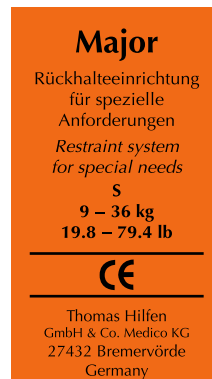
The Allrounder Car Seat  
for children with special needs

Thomashilfen

# THOMASHILFEN MAJOR

” If you are looking for a rehab car seat for all-round use in everyday family life, the Thomashilfen Major is the right choice. The modular all-rounder is equipped for all the requirements of standard fittings and offers the most important adjustment options.

With lots of accessories, the seat can be individually adjusted so that it fits perfectly for short and long everyday journeys. Good to know: Major has been tested and approved with complete rehab accessories. This ensures maximum safety for children. “



## Particularly suitable for:


- Cerebral Palsy (CP)
- Skull-brain trauma up to grade II
- Spina Bifida
- Rett syndrome
- Autism
- Spinal Muscular Atrophy (SMA)



Thomashilfen has been providing children with special needs with rehab car seats for over 30 years. Today we also use our know-how to develop our own rehab car seats. All our many years of experience with the needs of children and parents flow into them.

*Gunnar Thomas*

Gunnar Thomas, owner



## REHAB-EQUIPMENT



\* optional

## UNIQUE COMBINATION



The unique, modular combination of **SWIVEL BASE** and **TILTING BASE** can be supplemented with a variety of accessories as required.



For easy handling, the release lever (draw latch) on the swivel base is easy to reach. It can be mounted either on the left or right front of the swivel base.



### HEAD PADS

always hold and good support for the sensitive child's head

### UPHOLSTERY

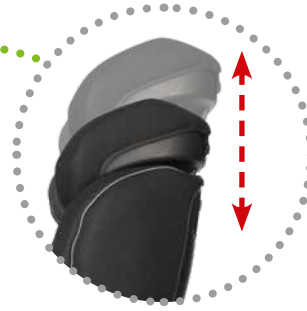
cuddly upholstery for pleasant sitting comfort without annoying sweating, the breathable cover can be completely removed and washed at 40° C



### CUP HOLDER

removable large holder (right or left) to keep drinks, snacks and toys ready to hand





**HEAD REST**

7-fold height-adjustable – easy and quick to adjust, grows step by step with the child



**SHOULDER BELT**

4-way height adjustment for shoulder heights of 25.5 / 28 / 32 / 36 and 42 cm // 10 / 11 / 12.6 / 14.2 and 16.5"



**5-POINT-BELT**

integrated 5-point positioning belt with central adjuster for quick adjustment of the belt length, practical chest clip prevents twisting of the belts



**SEATFIX**

incl. Seatfix connectors for anchoring the seat in appropriately equipped vehicles

## ACCESSORIES – COMBINATION



The unique modular combination of swivel base and tilting base can be combined with a variety of accessories.

**An adapter plate is ALWAYS required to use the accessories.**

**ADAPTER PLATE** – ALWAYS required for the following accessories



**SWIVEL BASE** facilitates the transfer, easily accessible draw latch can be used left or right



**TILTING BASE** allows seat tilt in 3 steps (5.5°, 11°, 16°) for relaxed resting position



**TILTING BASE** and **SWIVEL BASE** combined for best possible handling and comfort



**FOOTREST** with pad provides stable sitting position, children can firmly support their feet and do not slip out of the seat



**STAND, SEATFIX ADAPTER** and **STABILIZING BOW** guarantee stable seat support in the car



**SEAT DEPTH EXTENSION** allows the seat to grow with the child and ensures correct positioning of the thighs



**ABDUCTION BLOCK** (adjustable) ensures stable sitting position and prevents legs from crossing over

# THOMASHILFEN Major



All details online:  
[www.thomashilfen.com/major](http://www.thomashilfen.com/major)



## Accessories



**LATERAL TRUNK SUPPORTS** are important support for the upper body, **HIP SUPPORTS** give thighs support



**ABDUCTION BLOCK** and **SEAT WEDGE (INSIDE)** support a stable sitting position



**CROTCH PAD (LARGE)** protects the sensitive belly of the child, **SEAT WEDGE (BELOW)** allows +10° seat tilt



**TABLE** promotes the straightening up and stable posture of the child, provides the child with all-round support and safety

## Accessories



**ANTI-ESCAPE VEST** prevents the child from wiggling out of the belt



**CAR SEAT PROTECTION MAT WITH BACK** protects the seat upholstery and offers 3 practical compartments for toys at the front

A complete overview of accessories can be found on the order form on our website: [www.thomashilfen.com](http://www.thomashilfen.com)



5 upholstery designs available:



### Dimensions & weights

### THOMASHILFEN Major

<b>Seat depth</b>	32 cm / 12.6"
<b>Seat width front (with supports)</b>	31,5 cm (21,5 cm) / 12.4" (8.5")
<b>Seat width back (with supports)</b>	26 cm (19 cm) / 10.2" (7.5")
<b>Back height (seat)</b>	62 - 74 cm / 24.4 - 29.1"
<b>Shoulder height (belt guide)</b>	25.5 / 28 / 32 / 36 / 42 cm
	10 / 11 / 12.6 / 14.2 / 16.5"
<b>Seat tilt-in-space (with tilting plate)</b>	5,5° / 11° / 16°
<b>Lower leg length</b>	18,5 - 37,5 cm / 7.2 - 14.8"
(Footrest directly attached to adapter plate)	
<b>Lower leg length</b>	23 - 42 cm / 9.1 - 16.5"
(Footrest attached to swivel base + tilting base)	
<b>Overall dimensions (w x h x d)</b>	56 x 71 x 40 cm / 22 x 28 x 15.7"
<b>Weight of seat</b>	approx. 6 kg / 13.2 lb
<b>max. user weight</b>	9 - 36 kg / 19.8 - 79.4 lb

### Basic configuration:

Seat and back with integrated 7-fold height-adjustable headrest; seat cushion; back cushion; head cushion; additional head cushions (left, right); crotch pad, small; 5-point belt with central adjuster; chest clip; shoulder protector; cup holder (can be used right or left); removable covers, machine washable up to 40° C; Seatfix connectors for anchoring the seat in appropriately equipped vehicles



Thomas Hilfen für Körperbehinderte GmbH & Co. Medico KG · Walkmühlenstraße 1 · D - 27432 Bremervörde  
 Phone: +49 (0)4761 886-63 or -68 · Fax: +49 (0)4761 886-19 · [www.thomashilfen.com](http://www.thomashilfen.com)