

# For comfort, safety and hygiene

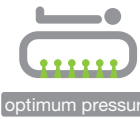
## STABILITY



The sides of the mattress are reinforced with stiffened high-density foam. This ensures stability and comfort for the patient when sitting on the edge of the bed. It also makes it easier to handle the mattress.



## OPTIMUM PRESSURE



The bottom of the mattress is specially profiled to optimise the pressure on the patient when the bed is positioned.



## HYGIENE



The mattress is protected by a waterproof and vapour permeable cover that is kind to the patient's skin. The seams are stitched and high-frequency welded making hygiene easy.



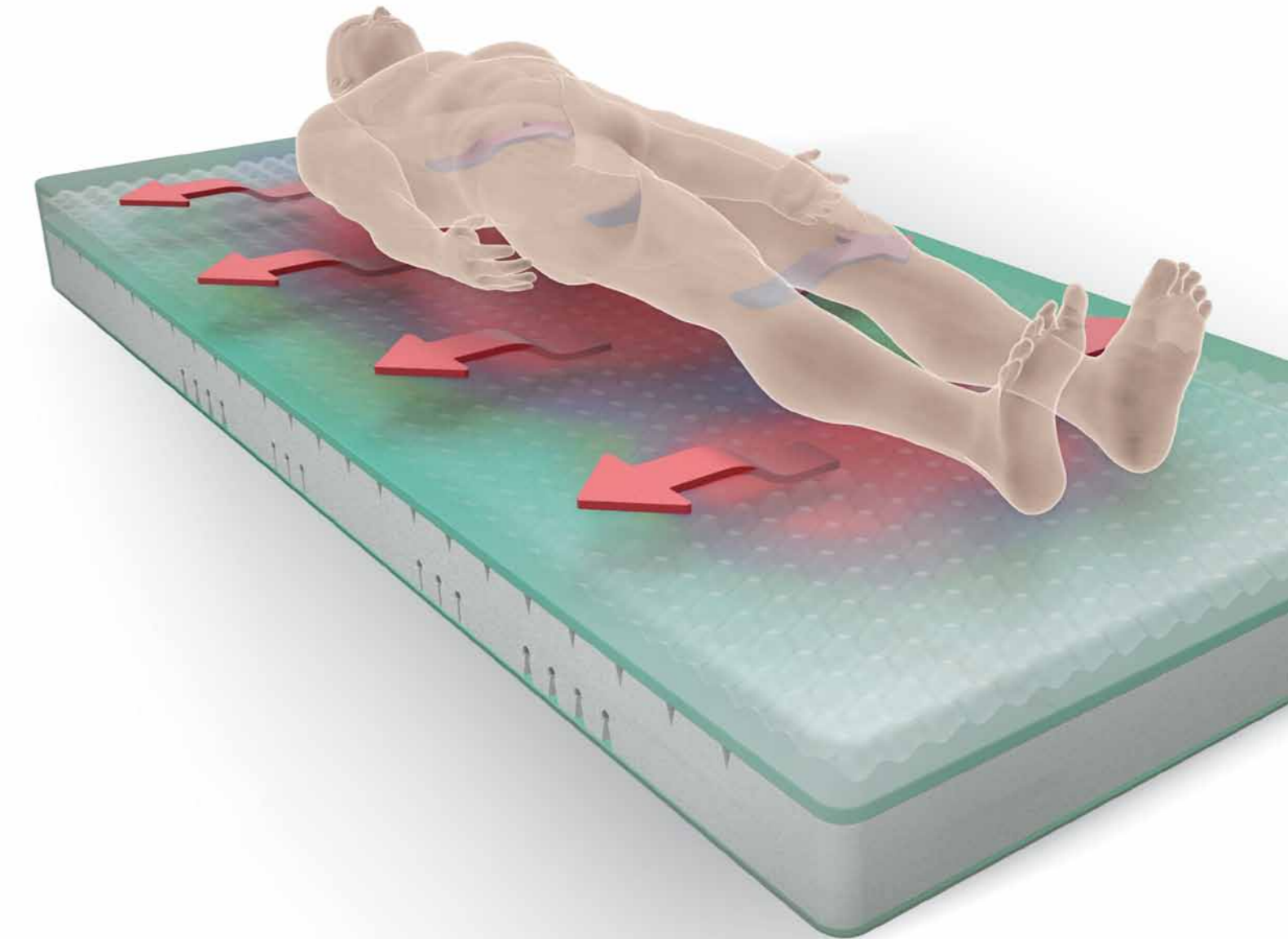
The mattress is protected by a waterproof and vapour permeable cover that is kind to the patient's skin.

	Max. load	Standard dimensions	Type of foam	Cover	Double-sided use	Reverse position possible	Thermic™
CliniCare 30	230 kg	200x86x14 200x90x14	PU + visco	Waterproof, zip 360°	✗	✓	✓
CliniCare 20	230 kg	200x86x14 200x90x14	PU + visco	Waterproof, zip 360°	✗	✓	✗
CliniCare 10	200 kg	200x86x14 200x90x14	PU + visco	Waterproof, zip 360°	✗	✓	✗
PrimaCare 20	200 kg	200x86x14 200x90x14	PU	Waterproof, zip 360°	✗	✓	✗
PrimaCare 10	200 kg	200x86x14 200x90x14	PU	Waterproof, zip 180°	✗	✓	✗
EffectaCare 20	150 kg	200x86x14 200x90x14	PU	Waterproof, zip 180°	✗	✓	✗
EffectaCare 10	110 kg	200x86x14 200x90x14	PU	Waterproof, zip 180°	✓	✓	✗

# Variants

Possible to order	Parameter	Available for
Bariatric version	Weight limit 300 kg	EffectaCare 20, CliniCare 20
Junior version	Suitable for the Eleganza Smart Junior bed	PrimaCare 10, PrimaCare 20, CliniCare 10, CliniCare 20, CliniCare 30
Children's version	Suitable for the Tom 2 bed	EffectaCare 20, CliniCare 10
Cut corners	More space for accessories	EffectaCare 20+ (bariatric version), PrimaCare 20, CliniCare 10, CliniCare 20, CliniCare 30
Ergoframe versions	Suitable for ergoframe patient support	PrimaCare 20, CliniCare 10, CliniCare 20, CliniCare 30

# Passive mattresses



Members of LINET Group

**LINET spol. s r. o.**

Želevčice 5 | 274 01 Slaný | Czech Republic  
tel.: +420 312 576 400 | fax: +420 312 522 668 | e-mail: info@linet.com | www.linet.com




for comfort, safety and hygiene

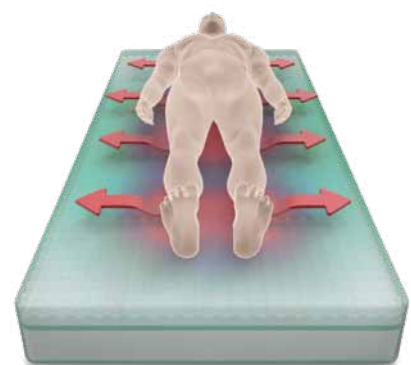
# CliniCare 30 with a Thermic™ layer

The CliniCare 30 mattress uses unique Thermic™ technology, which significantly increases the preventive pressure ulcer effect on the patient.

- The mattress is made from cold polyurethane and viscoelastic foam.
- The viscoelastic foam consists of an entire surface layer so the mattress offers the highest lying comfort.
- The Thermic™ layer ensures optimal temperature beneath the patient and enhancing the mattress's preventive pressure ulcer effect.



Mattress specificaton	Risk	Weight	Max. load
	IV	16,5 kg	230 kg



## THERMIC™ TECHNOLOGY

Thanks to Thermic™ technology, the foam mattress actively improves the environment between the patient's skin and the mattress.

- The core of Thermic™ technology is PCM (Phase Changing Material), which consists of a continuous layer on the mattress surface. PCM can absorb excess heat, distribute and reemit into spots outside the patient's body.
- PCM technology helps control the mattress heat, optimises patient comfort and protects the patient from overheating or overcooling.
- No unwanted excessive heat collects in spots where there is a high risk of pressure ulcers.

## EFFECT OF HEAT ON THE PATIENT

"An increasing body of evidence suggests that the microclimate between skin and the supporting surface plays a role in development of Category/Stage I and II pressure ulcers. Microclimate refers to the humidity and temperature. With an increase of humidity and temperature, the skin becomes weaker (more vulnerable) and less stiff."

"Hospitalized individuals with elevated skin temperatures and perspiration are at possible increased risk of pressure ulcers."


Haesler, E. (n.d.). *Emerging therapies for prevention of pressure ulcers. In Prevention and treatment of pressure ulcers: Clinical practice guideline (2nd ed., p. 20–21, 71).*

# Mattress portfolio

## CLINICARE 20

- The mattress is a combination of cold polyurethane and viscoelastic foam. The visco foam forms a complete top mattress layer to ensure maximum patient comfort.
- The top mattress surface is sculpted for better air circulation between the patient's skin and the mattress. The profiling of the surface also improves pressure distribution.

Mattress specificaton	Risk	Weight	Max. load
	IV	16.5 kg	230 kg



## CLINICARE 10

- The mattress is made of cold polyurethane and viscoelastic foam.
- The top part of the mattress consists of three ergonomic separate zones: head, torso and heels. The area under the head and heels is composed of three foams of different density, hardness and profiling. The top layer for the head and heel rest consists of visco foam which is also perforated for better air circulation between the patient's skin and the mattress.


Mattress specificaton	Risk	Weight	Max. load
	IV	13 kg	200 kg



## PRIMACARE 20

- The mattress is highly comfortable thanks to two various types of polyurethane foams with different density and thickness.
- In the risk areas the top space of the mattress has cutted zones for the head, hips and heels. There is better air circulation between the patient's skin and the matt as well as optimum pressure distribution.


Mattress specificaton	Risk	Weight	Max. load
	III	11.5 kg	200 kg



## PRIMACARE 10

- The PrimaCare 10 mattress has an evenly profiled core along the entire length of the top part.
- The head and foot end are more densely profiled to ensure greater comfort and better pressure distribution.

Mattress specificaton	Risk	Weight	Max. load
	III	11 kg	200 kg



## EFFECTACARE 20

- A monoblock construction mattress with a preventive pressure ulcer effect.
- The torso area has a profiled core for better pressure distribution.

Mattress specificaton	Risk	Weight	Max. load
	II	8.5 kg	150 kg



## EFFECTACARE 10

- The surface of the monoblock mattress has a regular wavy structure that increases air circulation between the patient's skin and the mattress.
- Thanks to its symmetrical structure the mattress can be rotated and turned for longer use.

Mattress specificaton	Risk	Weight	Max. load
	II	6.5 kg	110 kg

