

Drive technology for pedestrian entrances and industrial applications

security

centralised monitoring

maintenance

special solutions




# record DFA 127

> Your platform for all automatic swing door applications




**record**

your global partner for entrance solutions



record's DFA 127: the universal electro-mechanical swing door operator

# One basic version... 3 operator models



- universal application
- exceptionally quiet
- adjustable spring tension (EN4-EN6)

1

**FULL POWER**



The powerful  
"ALL ROUNDER"  
for universal  
applications.



2

**LOW ENERGY**



The  
"GENTLE ONE"  
with reduced  
motion energy.




3

**INVERS**



The "SAFE ONE"  
for effective  
building security.



## Choose the right operator to meet your swing door needs...

The exceptionally quiet **DFA 127** is record's first basis model swing door operator, allowing a wide range of applications. It's modular design and construction employs all new technology and features on-site adjustable spring tension permitting the **DFA 127** to be used for all door sizes from EN4 to EN6.

**record DFA 127**

**the universal door for practically all applications**

→ same design → same equipment → same software

- also as automatic door control system for fire and smoke-proof applications
- with sequential control master/slave operation
- interlock function
- EN4 - EN6 with standard and sliding arms

→ New control unit with practical display





What are the benefits of record's swing door operator system?

# Features and benefits at a glance:

→ One basic model → modular design and construction → for hinge side and side opposite hinges → for all assembly types


### FULL POWER



### LOW ENERGY



### INVERS



## → All three operator models feature:

- same operator housing
- same control panel
- same technical design
- same exceptionally quiet running
- same intelligent operation
- same accessories
- same easy-to-maintain features
- all assembly types
- same networking capability with record ADM systems

## → The benefits of the DFA 127:

### Benefits for end-users

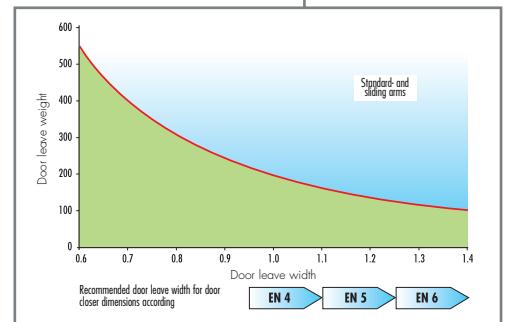
- standardised design
- standardised operation
- standardised maintenance
- cost benefits
- exceptionally quiet

### Benefits for planners

- universal model simplifies planning
- same design
- same technology and connectability

### Benefits for assemblers

- same assembly
- same start-up
- same spare parts
- high flexibility due to on-site adjustable spring tension



## → Recommended applications:



The **DFA FULL POWER** operator is suitable for all standard applications.



For environments requiring gentle operation, the **LOW ENERGY** model is best.



The **INVERS** model is the right choice for opening without current.



# DFA 127

# FULL POWER DFA 127



## The powerful **ALL ROUNDER** the electro-mechanical swing door operator for all standard applications

The **DFA 127 FULL POWER** is record's **universal** swing door operator, a new, **powerful** member of record's product family. This new automatic door features **tried and tested** technology, **compact design** and **exceptionally quiet operation**. It features powerful operation and multiple applications and has an on-site **adjustable spring tension**, enabling it to operate door sizes ranging from EN4 to EN6. The new operator has additional flexibility features, easily allowing the customer to modify door functions on-the-spot, precisely to suit local needs and conditions.

Refined technologies combined with **record's** new controller allow complex functionality with optimal power deployment over the whole swing area. In addition, its compact dimensions and modular construction enable all assembly types, permitting the installation of standard or sliding arms (on hinge side/on opposite hinge side, DIN left/right). **record's** sensor products, used as motion detector devices, ensure safe and reliable operation, time after time.

### FULL POWER DFA 127

#### Multiple Applications

The **DFA 127** can be used as an **automatic door** in escape and rescue routes and for fire and smoke-proof door applications. Other applications include two-leaf doors with individually working operators, programmed for **sequential control** (master/slave operation), as well as **security interlock** function for doors assembled in series.

- **2 leaf doors with sequential control** for master/slave operation (operator in extended housing)
- **1 leaf standard door**
- **2 leaf doors with two-way traffic** direction-setting, operators function individually.
- **Security interlock function** with doors assembled in series
- **Automatic door control system for 1 or 2 leaf doors** Fire and smoke-proof door (installation on opposite side to hinges).

➔ **FULL POWER** - the strong door automation system ➔ ➔ ➔



**FULL POWER DFA 127** ➔ many assembly variations ➔ tried and tested technology ➔ powerful, reliable performance

# LOW ENERGY DFA 127<sup>LE</sup>



## The **GENTLE** swing door operator the electro-mechanical operator when caution is required.

The **LOW ENERGY DFA 127<sup>LE</sup>** is the ideal operator for hospitals and old people's homes, i.e. for environments populated by slow moving persons or the elderly.

The **LOW ENERGY DFA 127<sup>LE</sup>** swing door operator is the perfect choice for these applications, providing safe and secure access. The door opens automatically, and only after a pre-programmed time delay slowly shuts again. Motion energy is kept to a minimum in order not to endanger persons in the door passage area.

Like the **FULL POWER** model, the **LOW ENERGY** operator is exceptionally quiet in operation, and of elegant, compact design. The control unit features a user-friendly display, easily enabling adjustment, programming and servicing.

Door movements and spring tension (for door sizes EN4 to EN6) can be adjusted by the customer on-site.

The refined technology and modular construction allow the installation of all assembly variants with standard or sliding arms (on hinge side/on side opposite hinges, DIN left/right).


**record's** range of sensors ensure all automatic door applications have the required level of reliability, safety and security.

### **LOW ENERGY DFA 127<sup>LE</sup>** especially suitable for:

- solutions for the elderly and physically challenged, i.e. hospitals and old people's homes
- the **LOW ENERGY DFA 127<sup>LE</sup>** is qualified for all applications like **record DFA 127 FULL POWER**.



## ➔ **LOW ENERGY** - the gentle swing door operator ➔ ➔



**LOW ENERGY DFA 127<sup>LE</sup>** ➔ exceptionally quiet ➔ compact design ➔ user-specific settings

# INVERS DFA 127<sup>IN</sup>



## THE INVERS DFA 127<sup>IN</sup> the swing door operator that functions in power failures

By contrast with the other two swing door operators, the **INVERS** version uses spring tension, although in normal use, the door is closed using a motor. The **INVERS DFA 127<sup>IN</sup>** looks like the basis model, with identical automation. The **INVERS** swing door operator uses the same technology as the **DFA 127 FULL POWER** and **LOW ENERGY** models.

Same design, same handling, same software. However, the **INVERS DFA 127<sup>IN</sup>** shows its true colours in emergency situations, e.g. during a power failure in a fire. Here, when other doors have closed, the **INVERS DFA 127<sup>IN</sup>** automatically opens.

In case of power failure and smoke formation, the operator's reverse function allows access to escape and rescue routes. The operator can work using mechanical energy (spring tension) without current, i.e. in a power cut. For large buildings the operators can be used to direct fresh air inside, or smoke and heat to escape.

In normal conditions, the **INVERS DFA 127<sup>IN</sup>** is button-activated. The use of normal motion detectors depends on the individual situation.

### INVERS DFA 127<sup>IN</sup> especially suitable for:

- large buildings, such as clinics, theatres congress centres etc. as an emergency access and ventilation system



### → INVERS - The operator that opens without current →

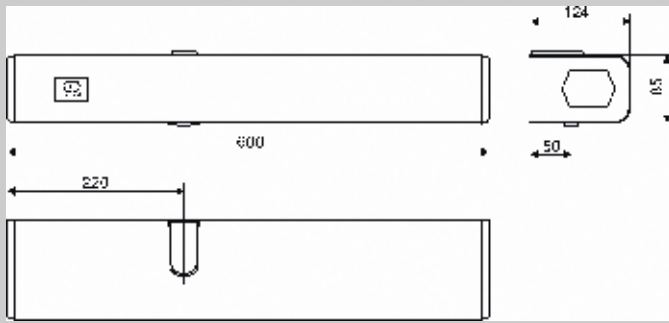


**INVERS DFA 127<sup>IN</sup>** → opens independently with spring tension → safe and reliable also in emergencies cases

DFA 127



Specifications → FULL POWER → LOW ENERGY → INVERS



Operator dimensions (width x height x length)	85x124x600 mm
Operator weight	about 12 kg
door leaf sizes	EN4-EN6 for standard and sliding arms
Hold open time / closing speed	3-20 s / 5-20 s
Opening angle	70 – 115 °
Electrical connection data	230 VAC, 50 /60 Hz, nominal power 67 W
Noise development during operation	max. 18 dB

→ **Operating mode with internal control panel BDI**

Automatic operation  
 Continuously open  
 Manual operation

→ **Operating mode with BDE-E (optional)**

Locking device  
 One-way traffic  
 Operating lock

→ **Functions**

Emergency stop  
 Masterslave function  
 Interlock control (2xDFA)  
 Automatic reverse  
 Door closing function in zero current situations (apart from the INVERS)

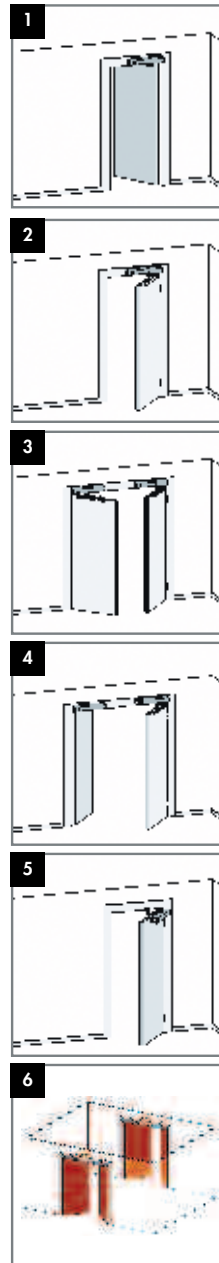

→ **Options**

 Automatic door control system for fire and smoke-proof doors. Remote monitoring and control with record's ADM door management system

→ **Assembly variations** with standard or sliding arms.

<p><b>1</b></p> <p><b>Lintel installation</b>              (one-leaf door)              Standard arms DIN left or right pushing.</p>	<p><b>2</b></p> <p><b>Lintel installation</b>              (one-leaf door)              Sliding arms DIN left or right pulling or pushing.</p>	<p><b>3</b></p> <p><b>Lintel installation</b>              (2 leaf door with master/slave function)              Two electrically connected operators with standard arms pushing, or with sliding arms pulling or pushing.</p>
<p><b>4</b></p> <p><b>Lintel installation</b>              (2 leaf door with two-way traffic)              Alternate operation, with two independently working operators.</p>	<p><b>5</b></p> <p><b>Door leaf installation</b>              (one-leaf door)              Arms and possible combinations as for lintel installation.</p>	<p><b>6</b></p> <p><b>Interlock operation</b>              (doors with 2 x 1 leaves, arranged in series)              Two electrically connected operators, with all arm variations.</p>

→ **Standard equipment includes:**  
 swing door operator with BDI control switch, with standard or sliding arms, factory programmed  
 can be installed on hinge side and opposite hinge side, as well as DIN right or left



DFA 127






## Accessories, variants and options

**FULL POWER** → **LOW ENERGY** → **INVERS**


### → Types of arms

Power is deployed from operator to door leaf using a swinging arm. Depending on the situation, there are two types of arm available (standard or sliding) to provide the best possible solution. To compensate for lintel depth, standard arms are available in a variety of lengths. Optional axle extension pieces (called spacers or bushes) are available to compensate for a variety of lintel depths.

#### Standard arms, pushing

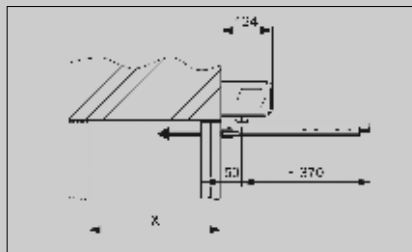


#### Sliding arms, pulling or pushing



### → Lintel depths


(standard arms only)



Arms	Lintel depths x (European model)	Lintel depths (US model)
SG1	0-120 mm	-
SG2 (Europa und USA)	100-220 mm	0-4"
SG3 (Europa und USA)	210-330 mm	4-8"
SG4 (USA)	-	8-12"
SG0 (USA)	-	0-6"

### → Axle extensions


for standard or sliding arms



Types	Standard arms pushing: <small>Measured from underside edge of operator to arm fastener on door leaf</small>	Sliding arms pushing/pulling: <small>Measured from underside edge of operator to door leaf upper edge</small>
20 (STANDARD)	42.5 mm	32/60 mm
50	72.5 mm	62/90 mm
65	87.5 mm	77/105 mm
80	102.5 mm	92/120 mm

### → Sensors

- record RAD 270 radar motion sensor
- Infra-red presence sensors
- Safety and security sensors to monitor door operating area
- Photo sensors
- Infra-red remote control unit for RAD 270 radar sensor



### → Product range



**FULL POWER**




**LOW ENERGY**



**INVERS**

### → Arm systems and accessories

Standard arm > pushing > different length  
Slide arm > pulling and pushing with integrated stop > Lever adapters




### → Operator casing

Standard (stainless steel or aluminium)  
Extended for the fire box addition through going casing for master /slave operators

### → Treated surfaces

Satin stainless steel or coloured aluminium (RAL) or anodised



### → Spring tension


Adjustable spring pretensioning force (EN4-EN6)

### → Installation versions

Lintel installation on hinge side or opposite hinge side  
Master/slave with mechanical sequential control  
M/S applied as fire proof doors require also a mechanical sequential control

### → Full Power + Low Energy:

currentless the drive units function like a door closer  
**Invers:** currentless the drive unit opens with spring tension





→ Main switch



→ Smoke and fire detector



→ Trigger devices

\*Radar RAD 270

- PIR sensor
- Proximity IR
- Push button
- Presence detector IR HR94 D
- Pull switch
- CEPROX IR
- Key operated contact

\*Remote control for Radar RAD 270

→ Electrical lock

to secure the escape route



→ Emergency switch

→ Electrical lock

to open fire and smoke proof doors (approval necessary)

→ Locking contacts

→ Safety + security sensors (both sides)

Sensor bar to monitor door swing area

- 4SAFE
- TOPSCAN (flexible cable routing for existing doors)

→ Additional options

Interlock control (master/master)  
Master/slave sequential control can be used in escape routes



→ Control panel

- BDI (toggle switch standard)
- Options:
  - BDE-D with display
  - Manuel switch
  - BDE-M (key switch)



→ Centralised door management

- record ADM<sup>pro</sup>
- record ADM<sup>open</sup>
- LON Interface
- Web camera



DFA 127






> record's proximity enables our service network to respond quickly...

record's technical staff undergo regular training, and guarantee dependable, high quality maintenance. They also ensure the value of your installation is maintained over the long-term. Remote diagnosis and maintenance, or on-site troubleshooting: **record's service personnel are always close at hand.**



Individual advice | Engineering professionalism | Maintenance | Troubleshooting hotline | Direct link between your installation and our service centre via record ADM



● **Headquarters**

> agta record ltd - Allmendstrasse 24 - CH-8320 Fehraltorf  
Tel. + 41 44 954 91 91 - e-mail: info@agta-record.com



www.agta-record.com



**record**

your global partner for entrance solutions