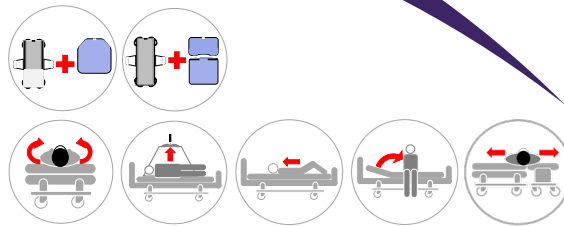
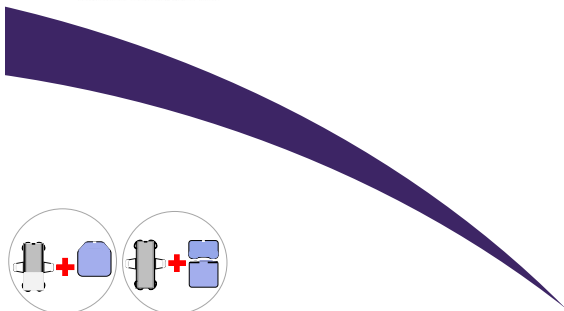


MADE IN EUROPE



This product has been developed and manufactured using both raw materials and with production in Europe.

Choose quality, save money, and protect the environment.



(DK) Forordning MDR 2017/745 for medicinsk udstyr klasse 1
(UK) Regulation MDR 2017/745 for medical devices class 1



ISO 12 31 03 21

The Original Nordic
Human Handling Concept



Quick Guide

(DK) **Vario Cover** - til Master Turner
(UK) **Vario Cover** - for Master Turner

11_20221114 DK/UK



The Original Master Turner System



Vare nr./Item no.	HMI nr./no.	Navn/Name - Størrelse/Size	UDI-DI
<input type="radio"/> MC 001-2601	108130	Vario Cover - L 1 D	5744001971116
<input type="radio"/> MC 001-2605	124584	Vario Cover - L 2 E	5744001971130
<input type="radio"/> MC 001-2606	124585	Vario Cover - L 2 E	5744001971147
<input type="radio"/> MC 001-2607	124586	Vario Cover - L 3 E	5744001971154
<input type="radio"/> MC 001-2620	109946	Vario Cover - L ST E	5744001971178
<input type="radio"/> MC 001-2620	109946	Vario Cover - L ST E 5 stk.	5744001971598
<input type="radio"/> MC 001-2660	126159	Vario Cover - S ST E 200x85	5744001971222
<input type="radio"/> MC 001-2670	126160	Vario Cover - M ST E 200x85	5744001971239

Eftersyn:

Produktet skal kontrolleres jævnlig og gerne inden hver brug. Kontroller, at der ikke er skader på stof, stropper, sømme mm. Har produktet høj friktion eller på anden vis er i stykker, skal produktet kasseres.



Maintenance:

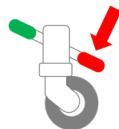
Make visual inspections frequently and preferably before every use. Pay attention to torn fabric, seams and straps. Products with high friction or other deficiencies must be discarded.



(DK) Efterlad aldrig bruger på produktet på sengekanten.
(UK) Never leave the user on the product when lying on the edge of the bed.



(DK) Efterlad aldrig produktet liggende på gulvet.
(UK) Never leave the product on the floor.



(DK) Sørg for, at alle relevante bremsere er låst, inden forflytning foretages.
(UK) Make sure that all relevant brakes are activated before transferring the user.



(DK) Sørg altid for, at brugeren ikke hænger fast i stropperne.
(UK) Always make sure that the user is not caught in the straps.

(DK) For mere information, brugervejledning, videoer mm., se
(UK) For more information, User Manual, videos etc. visit

www.master-care.dk

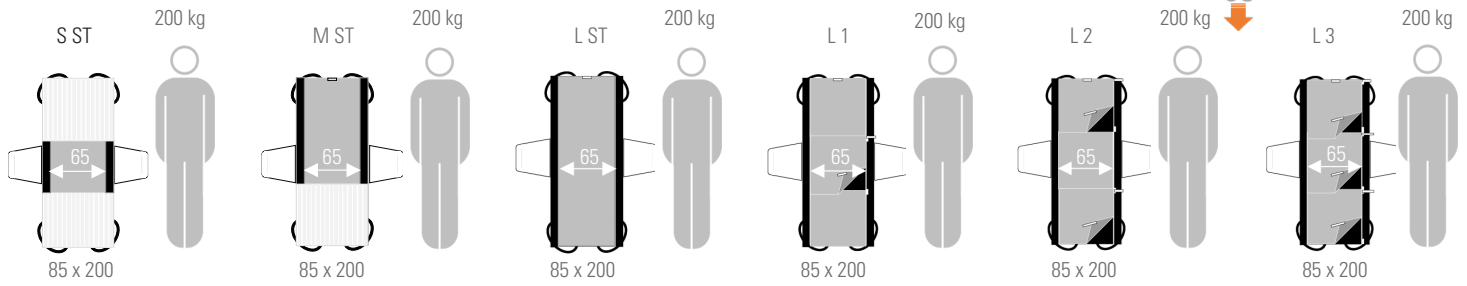
Developed & Manufactured by:



master-care.dk

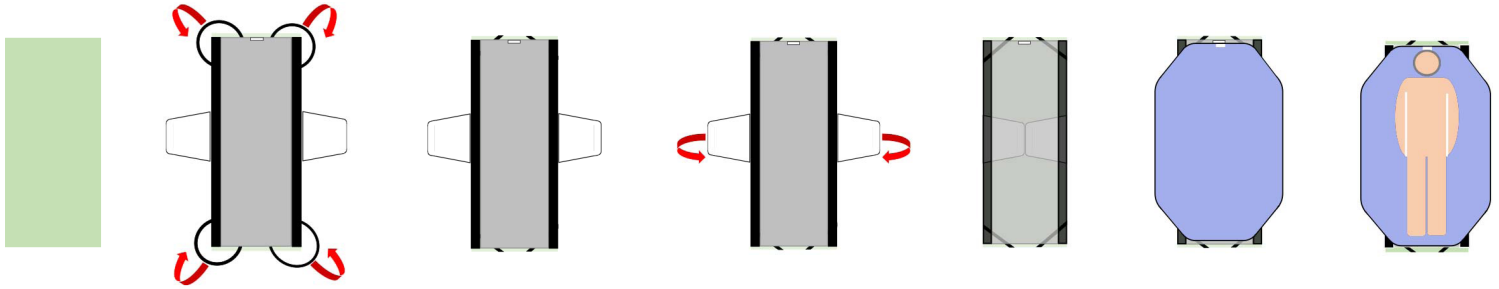
Vario Cover

The **Original** Master Turner System

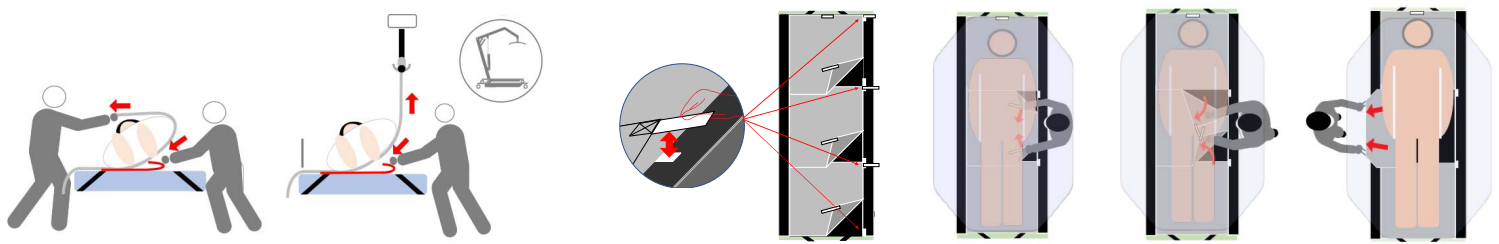


(DK) Monter Vario Cover / **(UK)** Mount the Vario Cover

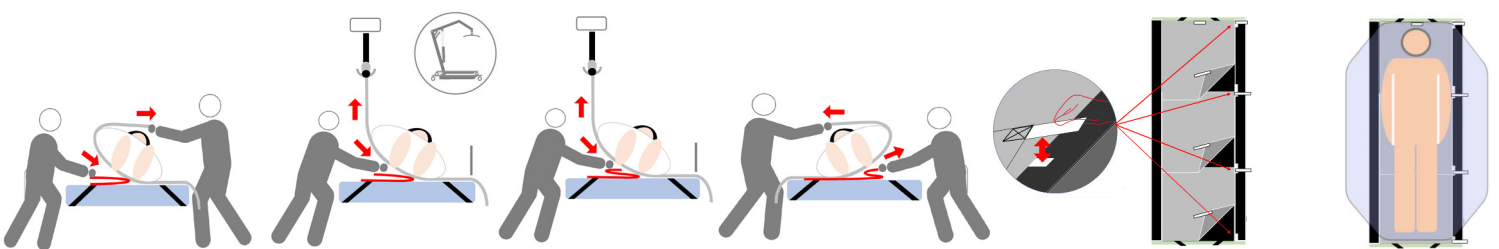
(DK) Placer vinger / **(UK)** Place the wings







(DK) Fjern glideflap / **(UK)** Remove the sliding flap



(DK) Genanlæg glideflap / **(UK)** Placement of the sliding flap



-  **(DK)** Produkter med burrebånd må max. vaskes ved 60 °C.
(UK) Products with hook and loop tape should be washed at max. 60 °C.
-  **(DK)** Skånsom vask og tørretumbling forlænger holdbarheden væsentligt.
(UK) Gentle washing and dry tumbling significantly prolongs the durability.
-  **(DK)** Anvend aldrig skyllemiddel, da dette forringer glideegenskaberne væsentligt.
(UK) Never use fabric softener as this will reduce the sliding properties significantly.
-  **(DK)** Luk altid burrebånd inden vask.
(UK) Always combine the hook and loop tape before washing.



master care A/S, Sofienlystvej 3, DK 8340 Malling, Danmark
Tel. +45 86 93 85 85, E-mail: info@master-care.dk

(DK) Vi tager forbehold for evt. trykfejl og mangler.
(UK) Reservations are made for printing errors.