



If caregivers have a choice, they choose Lopital



Instructions for use
Lotus Active standup aid



Instructions for use

Lotus & Lotus compact

Active standup aid



Lotus: 5900 8200

Basic UDI-DI: 872025610361559008200PZ



Lotus compact: 5900 8250

Basic UDI-DI: 872025610332559008250NG



If caregivers have a choice, they choose Lopital

Important:

Read these instructions carefully before using the Lotus / Lotus compact!

Date first used

User

Name

Address

Manufacturer














Lopital Nederland B.V.

Laarakkerweg 9, 5061 JR Oisterwijk, the Netherlands

T +31 (0)13 5239300

www.lopital.com, info@lopital.nl

All of the aids produced by Lopital fulfil the following norms for medical products Class 1 (MDR (EU) 2017/745).

Explanation of symbols in 'instructions for use' and on labels			
	Note		Follow the instructions for use
	Date of production		Read cleaning and disinfection protocol
	Maximum load		Temperature
	Global trade identification number		Air pressure
	Serialnumber		Humidity level
	Medical device		Antibacterial
	Conformité Européenne		

Contents

1. Introduction	5
1.1. Introduction	5
1.2. Safety	5
1.3. Warranty	7
2. Use	8
2.1. First use	9
2.2. Working with the Lotus / Lotus compact	9
3. Operation	10
3.1. Wheel blocking	10
3.2. Base spreading	11
3.3. Rotatable sitting parts	11
4. Cleaning and maintenance	12
5. Environmental conditions	13
6. Removal of parts	13
7. Technical specifications	13
7.1. Structure	13
7.2. Dimensions	14

1. Introduction

1.1. Introduction

The Lotus / Lotus compact is an active standing aid for people who can still stand up independently and have sufficient trunk stability, but cannot walk or walk with difficulty. The carer can move the client safely and efficiently after he/she has taken place on the Lotus / Lotus compact. The Lotus / Lotus compact is intended for short transfers, for example from the bed to the toilet. The active sitting position of the client reduces the need for strength to get back into a standing position.



The frame of the Lotus / Lotus compact has an antibacterial coating. The coating contains silver ions. Antibacterial coating based on silver ions prevents dangerous micro-organisms such as bacteria, fungi and algae multiply and spread. The effectiveness was confirmed in several tests. Germs were demonstrably reduced in a short time to 99.99%. The coating only affects bacteria that are found on the surface and not on airborne micro-organisms. The coating protects users or others from disease-causing bacteria, germs, viruses or other harmful organisms. On a dirty surface, the coating loses its antibacterial properties. So proper cleaning and disinfection is still a must.

The expected technical lifetime of the Lotus / Lotus compact is 10 years, provided that daily and periodic maintenance is carried out according to the specified maintenance schedule (*See chapter 4. Cleaning and maintenance*).

The Lotus / Lotus compact is a medical class 1 product with CE marking. This marking is in accordance with the regulation MDR (EU) 2017/745.



1.2. Safety

A failure to comply with the following safety points and the further definitions in these instructions for use could lead to hazardous situations. Please read carefully before use.

Use

- Make sure you always keep in contact with the client when using the Lotus / Lotus compact.
- Make sure that the sitting parts are lowered before the client takes place and you are about to move the Lotus / Lotus compact.

- Make sure that the client always holds the handles when you intend to move the Lotus / Lotus compact.
- The client must sit on both halves of the seat when sitting on one, this can lead to instability.
- Make sure that the client always keeps his / her feet well-positioned on the foot support plate when using the Lotus / Lotus compact.
- Notify the client before moving the Lotus / Lotus compact.
- Be aware of obstacles when moving the Lotus / Lotus compact.
- It is not permitted to load the Lotus / Lotus compact with more than 200 kg/440 lbs.
- The Lotus / Lotus compact is only suitable for moving and caring for one person.
- Only use original parts, supplied by Lopital.
- Use the Lotus / Lotus compact in a clean and tidy working environment.
- Lotus can be safely used in wet area (for example a bathroom).
- The Lotus is not a shower appliance.
- Swimming pool locations are not considered to be 'normal conditions' and will substantially shorten the lifespan of certain components.
- The Lotus / Lotus compact may only be used indoors.
- The Lotus / Lotus compact cannot be used on a surface with a gradient over 5 degrees laterally.
- The Lotus / Lotus compact cannot be used on a surface with a gradient of over 10 degrees forwards / backwards.

Maintenance

- The Lotus / Lotus compact must be inspected and serviced at least once a year.
- Service and maintenance of the Lotus / Lotus compact is only permitted by qualified persons.
- Constructive components of the Lotus / Lotus compact may only be replaced by suitably authorised Lopital personnel.
- Service and maintenance must not be carried out while a client is sitting on the Lotus / Lotus compact active standup aid.
- If erroneous use, transport, an accident or improper maintenance leads to deformation of the Lotus / Lotus compact, it may no longer be used and you must contact the supplier.

In the event of breakdowns, you must contact Lopital or your local supplier.

Email: info@lopital.nl



The Lotus / Lotus compact active standup aid should only be operated by competent personnel who have experience in working with the user target group and have watched the instruction/training videos on the Lopital website.



The Lotus / Lotus compact has been developed and produced for use in professional care environments.



Making changes to the construction may affect the safety of the Lotus / Lotus compact. Furthermore, the liability and guarantee conditions of Lopital lapse. As a result, the Lotus no longer complies with the MDR (EU) 2017/745 regulation for medical devices.



If a serious incident occurs related to this medical device, affecting the healthcare provider or the client, the incident must be reported to Lopital or the distributor of the medical device.

1.3. Warranty

All Lopital products are supplied with a 5-year warranty, on construction and / or material faults, unless otherwise stated. In the event of varying warranty terms, the exact period will be indicated on your invoice; this also serves as the warranty itself. Components and batteries that are subject to wear and tear will not fall under warranty unless there are clear construction and / or material faults.

2. Use

In the picture below, the components of the Lotus / Lotus compact are named.



<p>Laarakkerweg 9 5061 -JF Oisterwijk The Netherlands T: (+31)13-5238300</p> <p>CE IP--</p> <p>Weight: -- kg / -- lbs Type battery: -- Drive operates: --V Charge: -- V-- mA Non-Continuous: --</p>	(01) 8720256103---	Item no: -----
	(11) YYMMDD	
	(21) ---.---.---	
	-- kg / -- LBS Product type	

2.1. First use

In the event of damage, these parts can be replaced by authorized persons. These components are the applied parts of the Lotus / Lotus compact. These components may come into contact with the user(s) while the Lotus / Lotus compact is in use.

2.2. Working with the Lotus / Lotus compact

Step 1

Roll the Lotus / Lotus compact towards the client and rotate the sitting parts away (See paragraph 3.3. *Rotatable sitting parts*).

Step 2

Spread if necessary the base parts of the Lotus / Lotus compact and roll it as close as possible to the client. Have the client put his / her feet on the footrests. Make sure that the shins touch the flexible lower leg supports (See paragraph 3.2. *Base spreading*).

Step 3

The Lotus / Lotus compact must be put on the brakes before transferring persons (See paragraph 3.1. *Wheel blocking*).

Step 4

The client can now stand upright. The client can take hold of the vertical hand grips to lever himself / herself into a standing position.

Step 5

Turn the sitting parts away. Now the client can take place on the Lotus / Lotus compact.

Step 6

Disengage the breaks if you wish to move the Lotus / Lotus compact (See paragraph 3.1. *Wheel brakes*).

Step 7

If necessary, the base parts of the Lotus / Lotus compact can be set in the narrow position.

Step 8

Spread if necessary the base parts of the Lotus / Lotus compact and roll it as far as possible to the (wheel)chair, toilet or bed.

Step 9

The Lotus / Lotus compact must be put on the brakes before transferring persons (See paragraph 3.1. *Wheel blocking*).

Step 10

Have the client stand upright. The client can take hold of the vertical handgrips to pull himself / herself into a standing position.

Step 11

Turn the sitting parts away again. Now the client can take place on the (wheel)chair, toilet or bed.

Step 12

Have the client take his / her feet from the footplate. Disengage the break for moving the Lotus / Lotus compact.

3. Operation

3.1. Wheel blocking

The Lotus / Lotus compact has 2 braked wheels on the side of the caretaker. The 2 smaller swivel wheels are unrestrained.

- The brake can be applied on the Lotus by pushing the blue lip (1) on the wheel downwards (See figure 1).
- The brake can be applied on the Lotus by pushing the blue lip (1) on the wheel downwards (See figure 2).

3.2. Base spreading

The Lotus / Lotus compact can be used as a standup aid with shower-toilet chairs, shower stretchers, beds, toilets, chairs and wheelchairs. The Lotus / Lotus compact is equipped with a mechanical base spreader. By using the base spreader, the Lotus / Lotus compact can be rolled close to the person with the disability. In the narrower position,

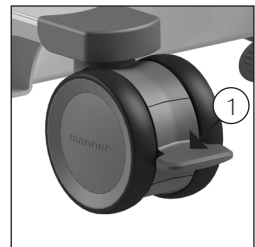


Figure 1 Activate wheel lock



Figure 2 Deactivate wheel lock

the Lotus / Lotus compact can be manoeuvred easily in small rooms. By kicking one of the pedals, the base parts will move inwards or outwards (depending on the pedal chosen).



Figure 3 Pedal base spreader



Figure 4 Wide position



Figure 5 Small position

3.3. Rotatable sitting parts

The Lotus / Lotus compact is equipped with 2 comfortable sitting parts that can be rotated away. Rotate both parts away before rolling the Lotus towards the client (See *figure 7*). Have the client stand on the Lotus. Ensure that he / she positions his / her legs in the centre of the footplate and that the shins rest against the lower leg support. Now the client can pull himself / herself up. Now, rotate the sitting parts back, thus enabling the client to sit down (See *figure 6*).




Figure 6 Sitting parts

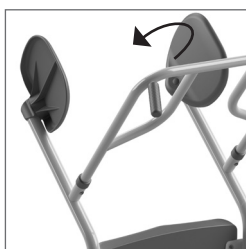


Figure 7 Sitting parts rotated away

4. Cleaning and maintenance

The Lotus / Lotus compact must be cleaned after every use, with water and regular household cleaning agents. PUR integrated foam components with IMC coating should be rubbed clean and disinfected. Do not use any abrasive or other aggressive cleaning

products. If necessary, the PUR components can be disinfected with a solution of 70% ethanol or propanol.

The time the products must be left on the components has a significant impact upon the lifespan of the PUR components. As a result of the material properties of PUR, contact with sharp objects must be avoided. This could lead to damage or tears in the material. Finally, we would like to point out that non-critical parts of the PUR components must also be cleaned and disinfected.

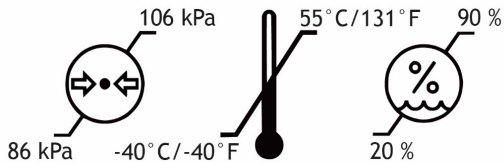
Check the wheels regularly for hairs, dust and soap residues and remove when necessary. Maintenance and repairs to the Lotus may only be carried out by authorized personnel.

Maintenance schedule	
After every use	<ul style="list-style-type: none">• Clean the Lotus / Lotus compact with water and regular household cleaning products.• Leg support and sitting parts must be cleaned and disinfected.
Weekly	<ul style="list-style-type: none">• Check wheels for hairs, dust and soap residues and remove if necessary.• Check that the standup aid is still working correctly.
Annually	<ul style="list-style-type: none">• According to the regulation MDR (EU) 2017/745 medical devices, the Lotus / Lotus compact must be maintained according to the manufacturer's guidelines. The maintenance protocol can be found on the Lopital website (www.lopital.com)

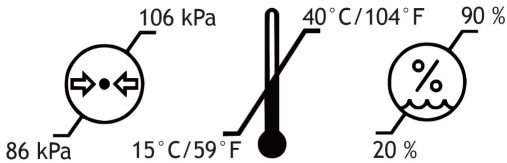
For a detailed explanation regarding cleaning and disinfecting, see the document 'Cleaning and Disinfection Protocol' on our website www.lopital.com/downloads.

5. Environmental conditions

- Conditions during storage and transport



- Conditions during use



6. Removal of parts

All parts that are replaced or removed can be sent back to Lopital BV. You may also offer the parts to the engineer for destruction. We will ensure that all parts are processed in an environmentally-friendly manner.

7. Technical specifications

7.1. Structure

Frame:	Steel tubes and plates equipped with an antibacterial coating
Voetplaat:	ABS met PMMA coating
Sitting partss:	BKV+30gf
Fasteners:	Stainless steel + galvanized steel
Weight:	Lotus: 32 kg / 70 lbs
	Lotus compact: 32 kg / 70,5 lbs

Maximum permitted load:

Lotus

200 kg / 440 lbs

Lotus compact:

200 kg / 440 lbs

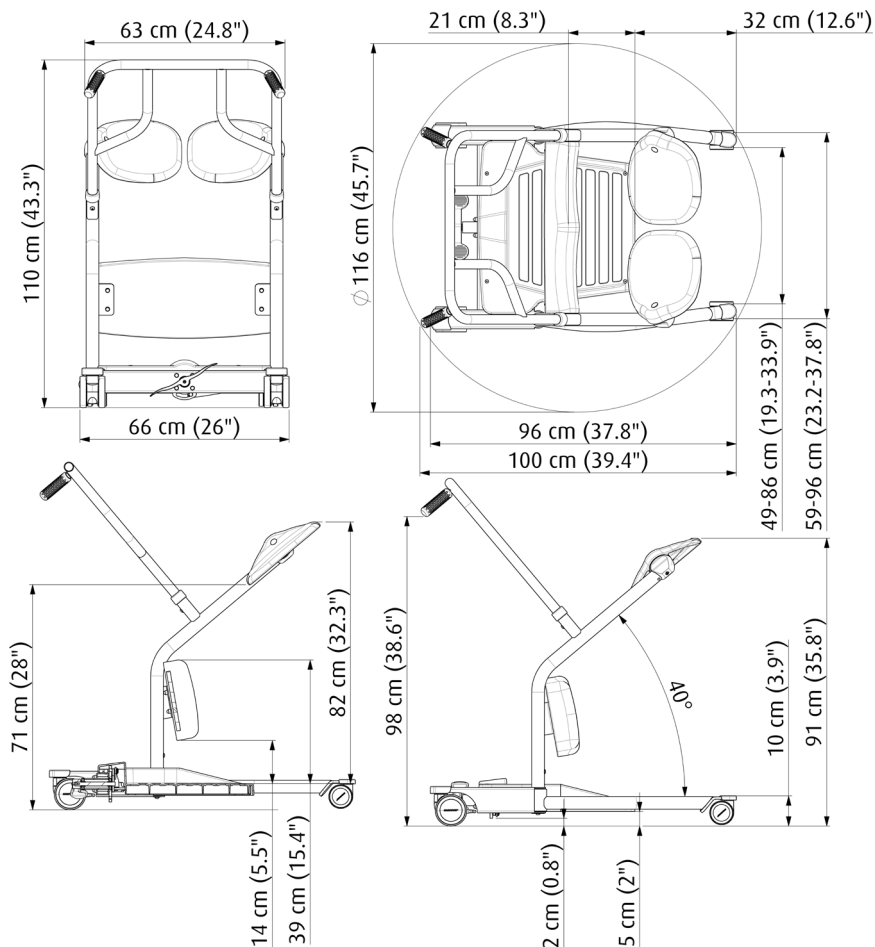
Length client:

Lotus: 1.60 - 1.95 m / 63 inch - 76 inch

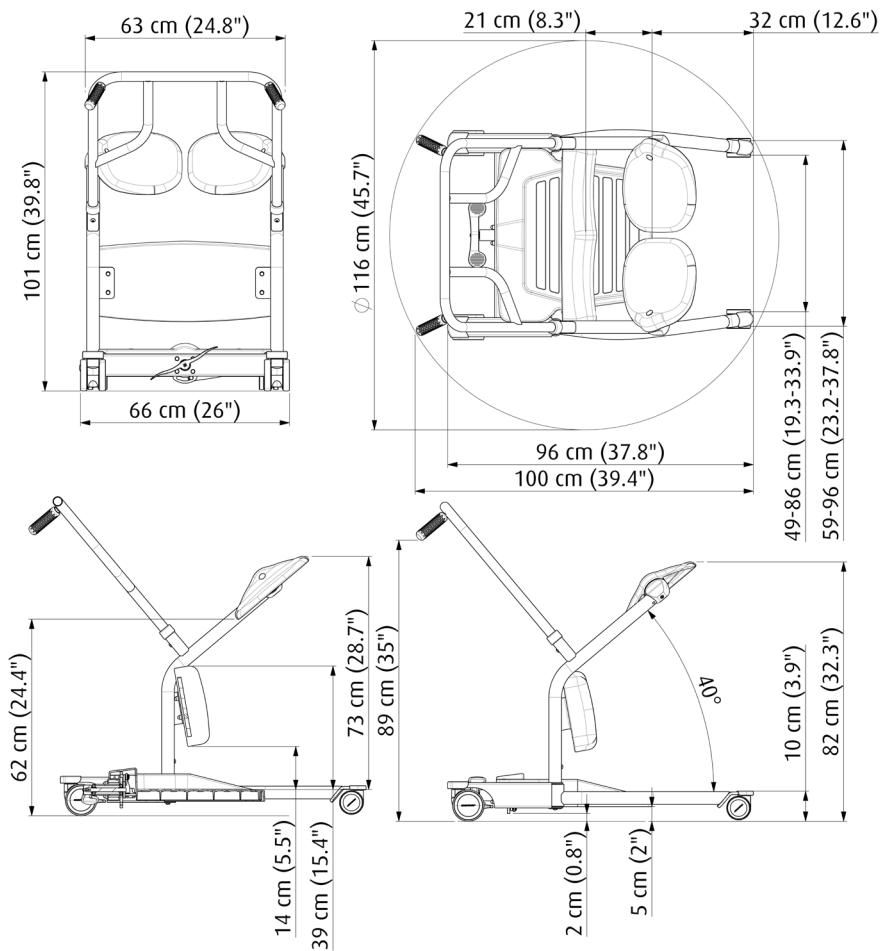
Lotus compact: 1.30 - 1.65 m / 51 inch - 65 inch

7.2. Dimensions

Lotus



Lotus compact



Manufacturer's Declaration of Conformity

CE marking in accordance with the Medical Device Regulation

Brand name: Lopital

Medical device: Lotus & Lotus compact

Device description: Standing aid

Models: 59008200 & 59008250

Classification: Class I

Basic UDI-DI: 872025610361559008200PZ & 872025610332559008250NG



Conforms to regulation: Medical Device Regulation (EU) 2017/745

Standards applied: NEN-EN-ISO 14971:2019 | *Medical devices-Application of risk management to medical devices*
ISO 10535:2021 | *Hoists for the transfer of disabled persons - Requirements and test methods*
IEC 62366: 2015 | *Medical devices - Application of usability engineering to medical devices*
UNI-CEI-EN-ISO 13485:2016 | *Medical devices-Quality management systems-Requirements for regulatory purposes*
NEN-EN-ISO 9001:2015 | *Quality management systems - Requirements*
NEN-EN-ISO 14001:2015 | *Environmental management systems - Requirements with guidance for use*

Certificate/report no.: Certificate:
Reports:

Authorised signatory, Jan van Megen, CEO:

Signature:



Date:

2023-11-22

Place:

Oisterwijk



If caregivers have a choice, they choose Lopital



02-2024

For more information, visit our website: www.lopital.com

Lopital Nederland B.V. Laarakkerweg 9, 5061 JR Oisterwijk, Postbus 56, 5060 AB Oisterwijk, the Netherlands
Tel +31 (0)13 5239300, Email info@lopital.nl, www.lopital.com

