



GIMA

PROFESSIONAL MEDICAL PRODUCTS

CARROZZINA PIEGHEVOLE FOLDING WHEELCHAIR

Manuale d'uso - User manual

È necessario segnalare qualsiasi incidente grave verificatosi in relazione al dispositivo medico da noi fornito al fabbricante e all'autorità competente dello Stato membro in cui si ha sede.

All serious accidents concerning the medical device supplied by us must be reported to the manufacturer and competent authority of the member state where your registered office is located.

REF 43220 - 43225 - 43230 - 43251



Gima S.p.A.
Via Marconi, 1 - 20060 Gessate (MI) Italy
gima@gimaitaly.com - export@gimaitaly.com
www.gimaitaly.com
Made in China



1. General Safety Instructions

1.1 Please read the instructions for use first! Before using the product, you should be familiar with the handling, function and use of the product.

You may compromise your safety if you do not observe these instructions.

However, it is impossible to protect against and avoid all unforeseeable circumstances and situations.

1.2 Do not ascend or descend stairs without the assistance of attendants.

If devices such as ramps or elevators are available, they should be used. If wheelchair-friendly access is missing, two attendants must carry the wheelchair over the obstacle.

1.3 If possible, the footplates should be flipped up before getting into or out of the wheelchair.

1.4 Risk of accident when driving without experience. This can lead to falls and other dangerous situations. Therefore, familiarize yourself with the new wheelchair by practicing on even, straightforward terrain first. Learn how the wheelchair reacts when the center of gravity shifts; for example on slopes or inclines or when clearing obstacles such as steps and curbs. This should be done only with the assistance of another person.

1.5 Risk of damage caused by overload.

1.6 The drive wheels must be replaced in case of tire damage. Periodically check the wear condition.

2. Delivery and Preparation for Use

(Please Note: The photos here may show differences to the wheelchair you actually received).

Your wheelchair is usually delivered fully assembled, folded, and with the rear wheels mounted.

A few simple steps are sufficient to prepare it for use.

1. Push down the seat rail to open wheel chair. Do not put your fingers between the seat rail and sideboard.



2. Folding wheelchair: fold upward the footplates then raise the seat cushion to fold.

3. Adjust the height of the footplate with footrest bolt.




4. The user be easy to move by himself with hand rim.

5. Press down the back tube end of the chair when go up steps.



6. Do not step on footplate.

7. Hold the wheelchair tightly on slope.



8. To lock the wheel in place, push brake handle toward.

9. To remove armrest, press the bottom lock with your finger and lift the armrest.



10. To remove the legrest, push the lock plate outward the legrest hanger.

Caution for operation

Do not drive the wheelchair on a slope more than 8km/h.

Do not use the wheelchair on the bumpy road surface.

The locks are only used for parking the wheelchair on the ground.

Do not use the hand lock to stop the chair when it is moving.

The wheel locks should be engaged against both large rear wheels before sitting down or getting up from the chair.

3. Cleaning and Disinfection

3.1 Clean the upholstery with warm water and a washing-up liquid.

Remove spots with a sponge or a soft brush. Rinse with clear water and let the components dry.

3.2 Do not use any aggressive cleansing agents, solvents, or hard brushes etc.

3.3 No wet-cleaning. Components are not machine washable. For disinfection, water-based agents (e.g. Sagrotan original concentrate) should be used.

3.4 Before disinfecting, the pads and handles must be cleaned. Plastic parts, frame parts as well as chassis and wheels can be cleaned with a mild detergent. Dry thoroughly afterwards.










4. Re-use

Information on Re-Use

The product is suitable for re-use. Similar to second-hand machines or cars, products that are being re-used are subject to increased strain.

Features and functions must not change in a way that could endanger patients or other persons within the product's life cycle.

Symbols

	Product code		Manufacturer
	Lot number		Medical Device compliant with Regulation (EU) 2017/745
	Keep in a cool, dry place		Caution: read instructions (warnings) carefully
	Keep away from sunlight		Medical Device
	Consult instructions for use		

GIMA WARRANTY TERMS

The Gima 12-month standard B2B warranty applies.