

NORMBAU

Produktkatalog
Product Catalogue

covere®

A photograph of a modern bathroom. On the left, a glass shower enclosure with a sliding door is visible. In the center, a showerhead is mounted on a wall, with water spraying downwards. To the right, a white sink is mounted on a white vanity. The floor is made of large, light-colored tiles. The overall lighting is soft and modern.

Indholdsfortegnelse

Index

B adesæde	20	B ackrest	17
Badesæde til ophæng	21	Bathroom glass shelf	31
Blændplade	13	C eiling support	18
Bruseforhæng	19	F ixing sets	34-35
Bruseforhængsstang	18	G rab bar	14
Brusehovedholder	23	Grab rails	14-16
Brusehylde	27	H ooks	33
Brusehåndliste	22, 24-26	Holder for hair-dryer	30
Brusestang med brusehovedholder	23	L ift-up shower seats	20
G lashylde	31	Lift-up support rails	11-12
Gribebøjle	13	M irror holder	32
H older til hårtørrer	30	Mounting plate blind	13
Håndliste	14-16	P aper roll holder	29
Håndklædeholder	27	Paper roll holder, to be added at a later stage	11, 16
K nage, enkelt og dobbelt	33	S hower basket	27
Krykkeholder	30	Shower curtain	19
L oftstang til bruseforhæng	18	Shower curtain rail	18
Løftebøjle	11-12	Shower handrails	22-26
M ontagesæt	34-35	Shower head holder	23
S pejlholder	32	Spare toilet roll holder	29
R yglæn	17	Suspendable shower seats	21
T oiletbørste	28	T oilet brush set	28
Toilet- og reservepapirholder	29	Toilet brush	28
Toiletpapirholder til løftebøjle	11	Towel holder	27
Toiletpapirholder til håndliste	16	W alking aid holder	30
		Wall support rails	13



Arkitektfirmaet C.F. Møller

Arkitektfirmaet C. F. Møller er en af Skandinaviens førende og største arkitektvirksomheder. For os er det centralt ikke blot at tegne og have indflydelse på arkitekturen nationalt og internationalt - med projekter som fx det nye Darwin Center i London - men også at bidrage til en stadig udvikling af designet af interiører, inventar, møbler, belysning og produkter til huse og deres omgivelser.

I C. F. Møller Design går vi ydmygt og fokuseret til opgaven og koncentrerer os om at finde ind til det væsentlige i et anvendeligt, holdbart og originalt design. Det enkle, det klare og det uprætentiøse er grundfilosofien. Men det bliver først til god form, når det kombineres med viden om menneskelig skala og adfærd og en fornemmelse for rum, materialer og teknik.


C. F. Møller Design har en åben og fokuseret tilgang til hvert enkelt projekt - med hovedfokus på at skabe brugervenlige og unikke koncepter af en kvalitet, der sikrer designet et langt liv. Arkitektfirmaet C. F. Møllers arbejde er blevet hædret med en lang række priser, både nationale og internationale arkitektur- og designpriser.

C.F. Møller Architects is one of the leading, and indeed largest, architectural practices in Scandinavia. Our company philosophy embraces the design and planning of buildings, and the built environment in national and international projects, such as the new Darwin Museum in London. C.F. Møller Design specialises in the development of design concepts for products and interior design in buildings.

In designing architecture and products we always aim at the best solution using simple natural shapes. We succeed in exceeding customer expectations by always addressing their stated requirements, respecting the way people operate and remaining true to a sense of space, materials and technology.

C.F. Møller applies an open and focused approach to every project, the main priority being to create user-friendly unique concepts, designed to stand the test of time. National and international architecture prizes and design awards are evidence of the successful implementation of this clear strategy.

The Housing+ concept Nørre Sogby, Aalborg



cavere®

Arkitektfirmaet C.F. Møller | Design har for NORMBAU designet og udviklet en ny omfattende serie af kvalitetstilbehør til indretning af bade- og toiletrum med henblik på at lette hverdagen for bevægelseshæmmede, i et design, der appellerer til alle. Cavere® serien kan bruges i private hjem såvel som i institutioner og på sygehuse.

Løftebøjlen og håndlisten har et gribeprofil med udgangspunkt i trekanten, fordi afprøvnings har vist, at netop den form giver den bedste kombination af styrke, komfort og god ergonomi.

The C.F. Møller designers have developed an innovative range of fittings for NORMBAU for the Disability Access bathroom. These high quality functional products are designed for use in environments both in and out of the home.

Research findings indicate that a triangular gripping profile is the best combination in terms of strength, comfort and ergonomics. The semi-circular edges to the side panels are pleasing to the touch and provide a very secure grip and a high level of safety. The design is implemented consistently throughout the range, so the shapes of the individual ele-



De afrundede kanter er behagelige at røre ved og giver et sikkert greb. Designet er implementeret i hele serien, således at produkternes formsprog harmonerer og fremhæver det unikke ved designet. Den fine balance mellem linier og gribeflade giver en god fornemmelse af sikkerhed og komfort.

Hele »cavere®« serien er fremstillet i aluminium, et både let og stærkt materiale, der er genanvendeligt og dermed bæredygtigt.

ments are in harmony and reinforce the unique qualities of the design. The safety and comfort qualities of »cavere®« can be felt in the fine balance between the contour and grip cross section.

The whole »cavere®« range is manufactured from aluminium. It is both light and strong, and being recyclable it is environmentally sustainable.

cavere®

Indendørsbeslag med enkle linier i formsproget gør et synligt godt indtryk. C.F. Møllers mål med »cavere®« har været at skabe en serie med et enkelt og unikt design. Det har været vigtigt at skabe kompakte komponenter med så let og elegant et udtryk som muligt.

Designets enkle udtryk og universielle formsprog sikrer nem tilpasning i forskellige bademiljøer, uden at dominere. Praktiske fordele er nem montering og rengøring.

Serien har potentiale til at blive en moderne klassiker. Den har således allerede vundet Red Dot Design Award 2010 og IF Product Design Award 2011.

Well designed interior fittings with clean lines make a good impression and are always visible. In creating the »cavere®« range C.F. Møller have aimed at sheer simplicity and a unique design. The priorities were to design the product to be as compact as possible, whilst achieving strength and robustness.

Because the design is so simple and the shapes universally attractive, these products can be incorporated in a very wide range of bathroom environments, supporting rather than dominating the individual bathroom design. Practical benefits include simple installation and easy cleaning.

This range could well become a modern classic. It was awarded in 2010 the Red Dot Design Award and the IF Product Design Award 2011.



cavere®

Selve ideen med »cavere®« var i produktudviklingsfasen at kunne tilbyde kvalitetshjælpe-midler i et enkelt og elegant design med stor komfort til personer med fysiske handicap.

På den baggrund blev serien skabt med kerneprodukter som løftebøjle, håndliste, badesæde, gribebøjle, brusehåndliste, knager, etc.

Den ergonomiske gribeflade sikrer god støtte og et godt greb. Vægbeslaget er det bærende element som fremhæver gribeprofilet. Den pulverlakerede overflade, i antracit-metallic eller sølv-metallic, understreger det tidløse design.

During the product development phase the main aim was to provide support for people with physical handicaps in their daily lives, whether in or out of their home, and to ensure that they live in a comfortable environment.

These aims have been achieved in the core products in the range, such as the lift-up support rail, the handrail, the shower seat and the suspendable shower seat. This success is maintained in everything including the wall-mounted support rail, shower hand rail and wall hook.

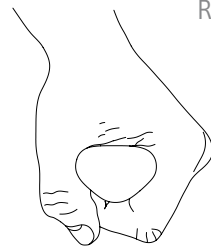
The ergonomic grip contour ensures secure grab and support. Shelves flush to the wall accentuate the design of the gripping profile. The powder coating in metallic anthracite or silver emphasises the durability of the clean design.



Optimalt greb / excellent grip

Afprøvninger har vist, at den trekantede grebeprofil giver den bedste kombination af styrke, komfort og god ergonomi.

De afrundede kanter er behagelige at røre ved og giver et sikkert greb.



Research findings indicate that a triangular gripping profile is the best combination in terms of strength, comfort and ergonomics.

The semi-circular edges to the side panels are pleasing to the touch and provide a very secure grip and a high level of safety.



Farver: Antracit-metallic, (095)
Sølv-metallic, (096)

Colours: Metallic Anthracite (095)
Metallic Silver (096)

700.447....



Løftebøjle

- længde 600, 725, 850 og 900 mm
- aluminium
- ridsefast pulverlakering, antracit-metallic (095) eller sølv-metallic (096)
- med trekantet, ergonomisk grebprofil
- venstre og højre monterbar
- robust og vedligeholdelsesfri glidelejeteknik
- justerbar bremse
- montageplade til skjult montage
- kan eftermonteres med toiletpapirholder 700.449.110
- belastningstestet iht. DIN 18024-2/18040.

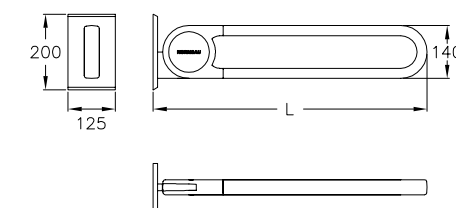
Montagesæt bestemmes ud fra væggens beskaffenhed og bestilles separat, se side 34-35.

Lift-up support rail

- length 600, 725, 850 and 900mm
- made of aluminium
- scratch-resistant powder coating, available in colours metallic anthracite (095)
- trigonometric contour for ergonomic support and grip
- left or right hand applicable
- durable maintenance-free, friction bearings
- adjustable brake
- mounting plate for balanced wall mounting concealed fixing screws
- can be fitted with paper roll holder 700.449.110, loading to standard 18024-2/18040

The fixing set should be ordered separately to suit the type of wall, see pages 34-35.

Betegnelse Product description	Varenr. Product Code
▶ 700.447.060 600 mm	7447 060
▶ 700.447.070 725 mm	7447 070
▶ 700.447.080 850 mm	7447 080
▶ 700.447.090 900 mm	7447 090



700.449.110



Toiletpapirholder til løftebøjle

- 130 x 115 mm
- aluminium
- ridsefast pulverlakering, antracit-metallic (095) eller sølv-metallic (096),
- selvjusterende vedligeholdelsesfri friktionsbremse

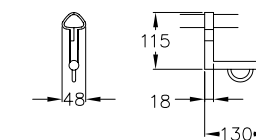
Montagemateriale medleveres.

Paper roll holder for lift-up support rail

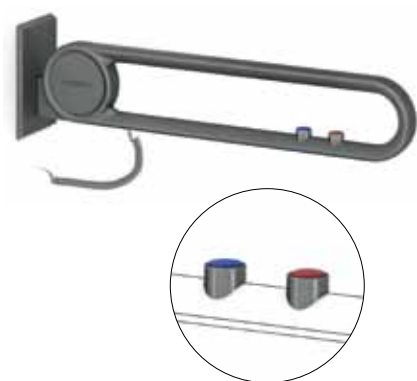
- 130 x 115mm,
- made of aluminium,
- scratch-resistant powder coating, available in colours metallic anthracite (095), metallic silver (096),
- with self-adjusting maintenance-free roll brake

Supplied with mounting material.

Betegnelse Product description	Varenr. Product Code
▶ 700.449.110	7449 110



700.447....



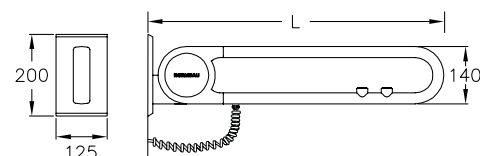
Løftebøjle med elektrisk tryknap

Blå: wc-skyll
Rød: kald
Sort: valgfri funktion

Med sort spiralkabel og fri ledningsende til vægttilslutning

Løftebøjle: Se side 11 for specifikationer.

Montagesæt bestemmes ud fra væggens beskaffenhed og bestilles separat, se side 34-35.



Lift-up support rail with electric button

Blue: WC-flush
Red: call
Black: free definable options

With black spiral cable and free cable end for wall fastening.

Version lift-up support rail see page 11.

The fixing set should be ordered separately to suit the type of wall, see pages 34-35.

Betegnelse Product description	Farve Colour	Varenr. Product Code
-----------------------------------	-----------------	-------------------------

L = 600 mm, 1 elektrisk tryknap / with 1 electric button

700.447.061 WC - sluttekontakt WC - NOC		7447 061
700.447.066 kald - sluttekontakt call - NOC		7447 066
700.447.063 kald - brydekontakt call - NCC		7447 063
700.447.062 valgfri funktion - sluttekontakt free def. function - NOC		7447 062

L = 600 mm, 2 elektriske trykknapper / with 2 electric buttons

700.447.067 WC og kald - sluttekontakt (begge) WC and call - NOC (both)		7447 067
700.447.065 WC og kald - slutte- og brydekontakt WC and call - NOC and NCC		7447 065
700.447.064 WC og valgfri funktion - sluttekontakt (begge) WC and free def. function - NOC (both)		7447 064

L = 725 mm, 1 elektrisk tryknap / with 1 electric button

700.447.071 WC - sluttekontakt WC - NOC		7447 071
700.447.076 kald - sluttekontakt call - NOC		7447 076
700.447.073 kald - brydekontakt call - NCC		7447 073
700.447.072 valgfri funktion - sluttekontakt free def. function - NOC		7447 072

L = 725 mm, 2 elektriske trykknapper / with 2 electric buttons

700.447.077 WC og kald - sluttekontakt (begge) WC and call - NOC (both)		7447 077
700.447.075 WC og kald - slutte- og brydekontakt WC and call - NOC and NCC		7447 075
700.447.074 WC og valgfri funktion - sluttekontakt (begge) WC and function - NOC (both)		7447 074

Betegnelse Product description	Farve Colour	Varenr. Product Code
-----------------------------------	-----------------	-------------------------

L = 850 mm, 1 elektrisk tryknap / with 1 electric button

700.447.081 WC - sluttekontakt WC - NOC		7447 081
700.447.086 kald - sluttekontakt call - NOC		7447 086
700.447.083 kald - brydekontakt call - NCC		7447 083
700.447.082 valgfri funktion - sluttekontakt free def. function - NOC		7447 082

L = 850 mm, 2 elektriske trykknapper / with 2 electric buttons

700.447.087 WC og kald - sluttekontakt (begge) WC and call - NOC (both)		7447 087
700.447.085 WC og kald - slutte- og brydekontakt WC and call - NOC and NCC		7447 085
700.447.084 WC og valgfri funktion - sluttekontakt (begge) WC and free def. function - NOC (both)		7447 084

L = 900 mm, 1 elektrisk tryknap / with 1 electric button

700.447.091 WC - sluttekontakt WC - NOC		7447 091
700.447.096 kald - sluttekontakt call - NOC		7447 096
700.447.093 kald - brydekontakt call - NCC		7447 093
700.447.092 valgfri funktion - sluttekontakt free def. function - NOC		7447 092

L = 900 mm, 2 elektriske trykknapper / with 2 electric buttons

700.447.097 WC og kald - sluttekontakt (begge) WC and call - NOC (both)		7447 097
700.447.095 WC og kald - slutte- og brydekontakt WC and call - NOC and NCC		7447 095
700.447.094 WC og valgfri funktion - sluttekontakt (begge) WC and function - NOC (both)		7447 094

700.467....



Gribebøjle

- længde 600, 725 og 850 mm
- aluminium
- ridsefast pulverlakering, antracit-metallic (095) eller sølv-metallic (096)
- med trekantet, ergonomisk gribeprofil
- venstre og højre monterbar
- montageplade til skjult montage
- belastningstestet iht. 18024-2/18040.

Montagesæt bestemmes ud fra væggens beskaffenhed og bestilles separat, se side 34-35

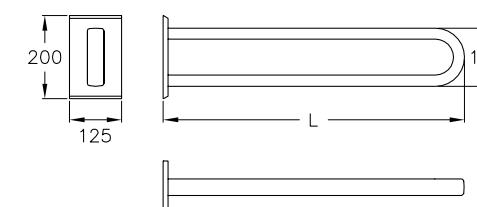
Wall support rail

- length 600, 725 and 850mm,
- made of aluminium,
- scratch-resistant powder coating, available in colours metallic anthracite (095), metallic silver (096)
- with trigonometric contour for ergonomic support and grip
- left or right hand applicable
- mounting plate for balanced wall mounting
- concealed screw fixing
- loading to standard 18024-2/18040.

The fixing set should be ordered separately to suit the type of wall, see pages 34-35.

Betegnelse Product description	Varenr. Product Code
-----------------------------------	-------------------------

700.467.060 L = 600 mm	7467 060
700.467.070 L = 725 mm	7467 070
700.467.080 L = 850 mm	7467 080



700.449.210



Blændplade

- 200 x 125 x 12 mm
- aluminium
- ridsefast pulverlakering, antracit-metallic (095) eller sølv-metallic (096)
- til senere udskiftning med løftebøjle eller gribebøjle
- skjulte skruer

Montagesæt bestemmes ud fra væggens beskaffenhed og bestilles separat, se side 34-35

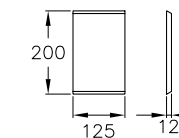
Mounting plate blind

- 200 x 125 x 12mm
- made of aluminium
- scratch-resistant powder coating, available in colours metallic anthracite (095) or metallic silver (096)
- for later replacement of lift-up support rails and wall support rails
- concealed screw fixing

The fixing set should be ordered separately to suit the type of wall, see pages 34-35.

Betegnelse Product description	Varenr. Product Code
-----------------------------------	-------------------------

700.449.210	7449 210
-------------	----------



700.453....

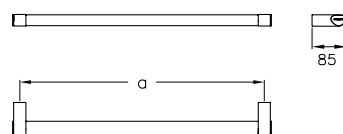


Håndliste

- c-c 300, 400, 600, 800 og 1000 mm
- aluminium
- ridsefast pulverlakering, antracit-metallic (095) eller sølv-metallic (096)
- med trekantet, ergonomisk gribeprofil
- skjulte skruer

Leveres med rustfri Torx skruer Ø 6 x 70 mm og murplugs.

Ikke egnet til ophæng af badesæde.



Grab bar

- centres 300, 400, 600, 800 and 1000mm,
- made of aluminium
- scratch-resistant powder coating, available in colours metallic anthracite (095) metallic silver (096)
- with trigonometric contour for ergonomic support and grip
- concealed screw fixing

Supplied with stainless steel Torx screws 6 x 70 mm dia. and plugs for solid masonry.

Not suitable for suspendable shower seats.

Betegnelse Product description	Varenr. Product Code
▶ 700.453.030 300 mm	7453 030
▶ 700.453.040 400 mm	7453 040
▶ 700.453.060 600 mm	7453 060
▶ 700.453.080 800 mm	7453 080
▶ 700.453.100 1000 mm	7453 100

700.464.040

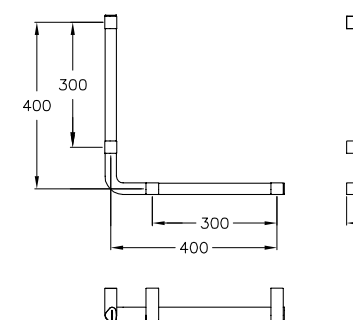


Vinkelhåndliste

- 400 x 400 mm, 90°
- aluminium
- ridsefast pulverlakering, antracit-metallic (095) eller sølv-metallic (096)
- med trekantet, ergonomisk gribeprofil
- venstre og højre monterbar
- skjulte skruer
- kan eftermonteres med toiletpaperholder 700.449.120, se side 16

Leveres med rustfri Torx skruer Ø 6 x 70 mm og murplugs

Ikke egnet til ophæng af badesæde.



Grab rail

- 400 x 400mm, 90°,
- made of aluminium,
- scratch-resistant powder coating, available in colours metallic anthracite (095), metallic silver (096),
- with trigonometric contour for ergonomic support and grip,
- left or right hand,
- concealed screw fixing,
- paper roll holder 700.449.120, can be added at a later stage, see page 16,

Supplied with stainless steel Torx screws 6 x 70mm dia. and plugs for solid masonry.

Not suitable for suspendable shower seats.

Betegnelse Product description	Varenr. Product Code
▶ 700.464.040 400 x 400 mm	7464 040

700.464....

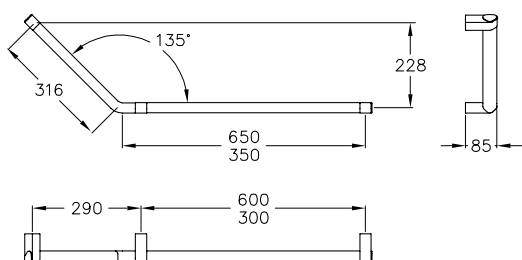


Vinkelhåndliste

- 350 x 316 mm, 135°
- 650 x 316 mm, 135°
- aluminium
- ridsefast pulverlakering, antracit-metallic (095) eller sølv-metallic (096)
- med trekantet, ergonomisk gribeprofil
- skjulte skruer
- kan eftermonteres med toiletpaperholder 700.449.120, se side 16

Leveres med rustfri Torx skruer Ø 6 x 70 mm og murplugs.

Ikke egnet til ophæng af badesæde.



Grab rail

- 350 x 316mm, 135°
- 650 x 316mm, 135°
- made of aluminium
- scratch-resistant powder coating, available in colours metallic anthracite (095) metallic silver (096),
- with trigonometric contour for ergonomic support and grip,
- concealed screw fixing,
- paper roll holder 700.449.120, can be added at a later stage, see page 16,

Supplied with stainless steel Torx screws 6 x 70 mm dia. and plugs for solid masonry.

Not suitable for suspendable shower seats.

Betegnelse Product description	Varenr. Product Code
▶ 700.464.130 350 x 316 mm, venstre (billedet) / left (Pic.)	7464 130
▶ 700.464.131 350 x 316 mm, højre / right	7464 131
▶ 700.464.160 650 x 316 mm, venstre (billedet) / left (Pic.)	7464 160
▶ 700.464.161 650 x 316 mm, højre / right	7464 161

700.464....

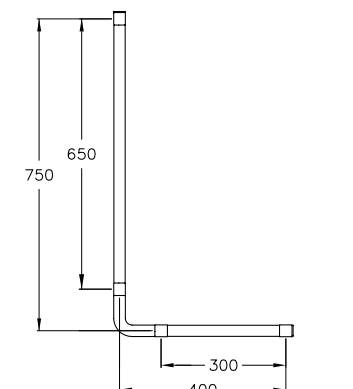


Vinkelhåndliste

- 750 x 400 mm, 90°
- aluminium
- ridsefast pulverlakering, antracit-metallic (095) eller sølv-metallic (096)
- med trekantet, ergonomisk gribeprofil
- skjulte skruer
- kan eftermonteres med toiletpaperholder 700.449.120, se side 16

Leveres med rustfri Torx skruer Ø 6 x 70 mm og murplugs.

Ikke egnet til ophæng af badesæde.



Grab rail

- 750 x 400mm, 90°
- made of aluminium
- scratch-resistant powder coating, available in colours metallic anthracite (095) metallic silver (096),
- with trigonometric contour for ergonomic support and grip
- concealed screw fixing
- paper roll holder 700.449.120, can be added at a later stage, see page 16.

Supplied with stainless steel Torx screws 6 x 70mm dia. and plugs for solid masonry.

Not suitable for suspendable shower seats.

Betegnelse Product description	Varenr. Product Code
▶ 700.464.075 750 x 400 mm, venstre (billedet) / left (Pic.)	7464 075
▶ 700.464.076 750 x 400 mm, højre / right	7464 076

700.464....



Vinkelhåndliste

- 950 x 500 mm, 90°
- aluminium
- ridsefast pulverlakering, antracit-metallic (095) eller sølv-metallic (096)
- med trekantet, ergonomisk gribeprofil
- skjulte skruer
- kan eftermonteres med toiletpapirholder 700.449.120

Leveres med rustfri Torx skruer Ø 6 x 70 mm og murplugs.

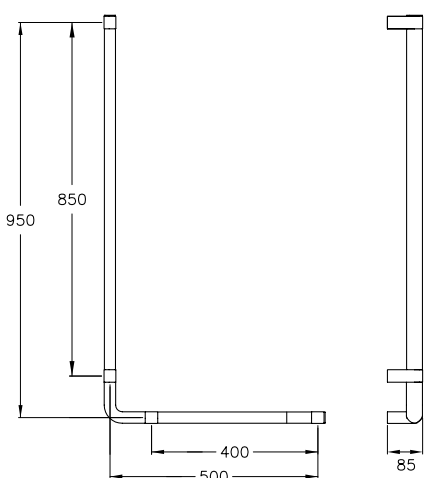
Ikke egnet til ophæng af badesæde.

Grab rail

- 950 x 500mm, 90°,
- made of aluminium, scratch-resistant powder coating, available in colours metallic anthracite (095), metallic silver (096),
- with trigonometric contour for ergonomic support and grip,
- concealed screw fixing,
- paper roll holder 700.449.120, can be added at a later stage

Supplied with stainless steel Torx screws 6 x 70mm dia. and plugs for solid masonry.

Not suitable for suspendable shower seats.



Betegnelse Product description	Varenr. Product Code
▶ 700.464.095 950 x 500 mm, venstre (billedet) / left (Pic.)	7464 095
▶ 700.464.096 950 x 500 mm, højre / right	7464 096

700.449.120

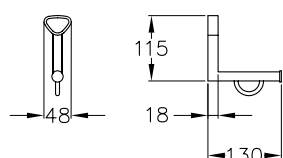


Toiletpapirholder til håndliste,
kan eftermonteres

- 130 x 115 mm
- aluminium
- ridsefast pulverlakering, antracit-metallic (095) eller sølv-metallic (096)
- selvjusterende vedligeholdelsesfri friktionsbremse

Paper roll holder for grab rails,
can be added at a later stage

- 130 x 115mm,
- made of aluminium,
- scratch-resistant powder coating, available in colours metallic anthracite (095), metallic silver (096),
- with self-adjusting maintenance-free roll brake



Betegnelse Product description	Varenr. Product Code
▶ 700.449.120	7449 120

700.841.320



Ryglæn

- totalmål 825 x 200 mm
- ryglæn 400 x 200 mm
- montageplade i aluminium, til montage af 2 løftebøjler med en afstand på 700 mm
- ridsefast pulverlakering, antracit-metallic (095) eller sølv-metallic (096)
- centreret ryglæn, med sort polster i PUR-integralskum
- til vægmontage over toilet iht. DIN 18024-2/18040
- skjulte skruer


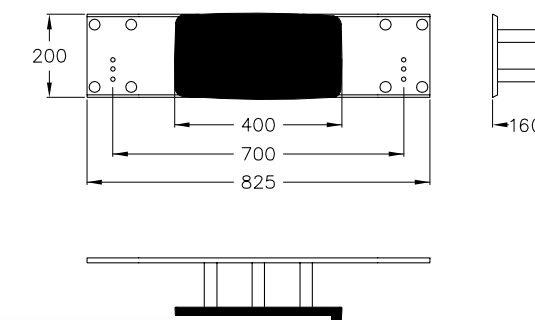
Montagesæt bestemmes ud fra væggens beskaffenhed og bestilles separat, se side 34-35.

Backrest

- overall dimensions 825 x 200mm,
- dimensions of backrest 400mm x 200mm,
- aluminium mounting plate for fixing the 2 lift-up support rails 700 mm apart,
- scratch-resistant powder coating, available in colours metallic anthracite (095), metallic silver (096),
- centrally aligned backrest, padded, made of PUR integral foam, colour anthracite,
- For wall mounting above a WC to standard DIN 18024-2/18040,
- concealed screw fixing

The fixing set should be ordered separately to suit the type of wall, see pages 34, 35.

Betegnelse Product description	Varenr. Product Code
▶ 700.841.320	7841 320



Bemærk

Ved bestilling af løftebøjler til montage på ryglænsplade vil pladerne på selve løftebøjlerne ikke blive faktureret.

Please note

When ordering lift-up support rails to be fixed to the mounting plate of the backrest, the mounting plate of the lift-up support rails will not be invoiced.

700.381.050

Loftstang til bruseforhæng

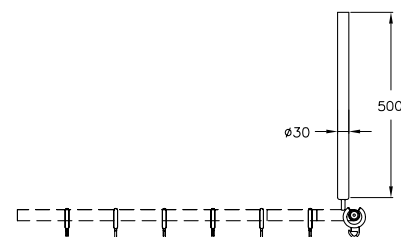
- længde 500 mm
- aluminium, Ø 30 mm
- ridsefast pulverlakering, antracit-metallic (095) eller sølv-metallic (096)
- kan afkortes
- skjulte skruer

Montagemateriale medleveres.
Alternative mål efter forespørgsel.

Ceiling support

- length 500mm,
- made of aluminium, 30mm dia.,
- scratch-resistant powder coating, available in colours metallic anthracite (095), metallic silver (096)
- can be shortened
- concealed screw fixing

Supplied with mounting material.
Further measures on request.



Betegnelse Product description	Varenr. Product Code
-----------------------------------	-------------------------

700.381.050	7381 050
-------------	----------

700.381....

Bruseforhængsstang

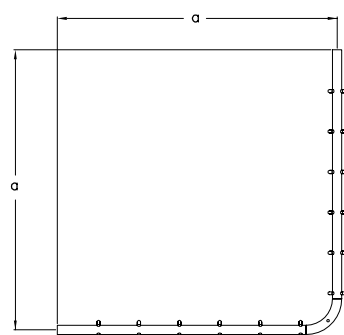
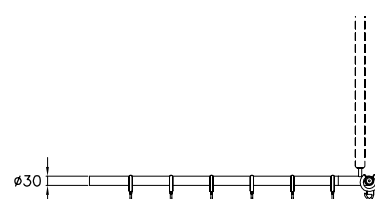
- 900 x 900 mm, 1000 x 1000 mm
- 1200 x 1200 mm, 1500 x 1500 mm
- aluminium, Ø 30 mm
- ridsefast pulverlakering, antracit-metallic (095) eller sølv-metallic (096),
- kan afkortes
- gevind til loftstang
- med gardinringe til bruseforhæng
- skjulte skruer

Leveres med rustfri Torx skruer Ø 6 x 70 mm og murplugs.

Shower curtain rail

- 900 x 900mm, 1000 x 1000mm
- 1200 x 1200mm, 1500 x 1500mm
- made of aluminium, 30mm dia.
- scratch-resistant powder coating, available in colours metallic anthracite (095), metallic silver (096)
- can be shortened
- with connection thread for ceiling support,
- with curtain rings for shower curtains to be suspended
- concealed screw fixing

Supplied with stainless steel Torx screws 6 x 70mm dia. and plugs for solid masonry.



Betegnelse Product description	Varenr. Product Code
-----------------------------------	-------------------------

700.381.090 900 x 900 mm	7381 090
700.381.100 1000 x 1000 mm	7381 100
700.381.120 1200 x 1200 mm	7381 120
700.381.150 1500 x 1500 mm	7381 150

DV.W....



Farve 19 / Colour 19



Farve 29 / Colour 29

Betegnelse Product description	Varenr. Product Code
-----------------------------------	-------------------------

- ▶ DV.W 2400 x 2000 mm 0300 984
til/for 700.381.090 og/and 700.381.100
- ▶ DV.W 3000 x 2000 mm 0300 985
til/for 700.381.120
- ▶ DV.W 3600 x 2000 mm 0300 986
til/for 700.381.150
- ▶ DV.G
brandhæmmende / hardly inflammable

Bruseforhæng

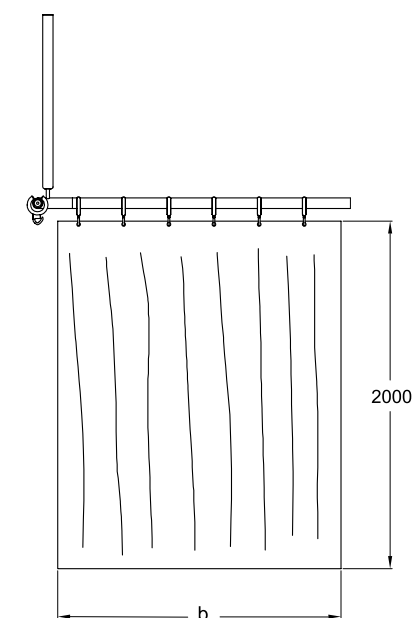
- højde 2000 mm, bredde ... mm,
- 100% polyester,
- Leveres i:
Farve 19: hvid med struktur
Farve 29: lysegrå med struktur
- kan vaskes ved op til 40 grader
- hurtigt tørrende og vandafvisende
- med øskner til gardinringe
- med søm og isyet blybånd

- På forespørgsel: Brandhæmmende forhæng.
- materiale: Trevira CS
- fungicid
- byggemateriale-kategori B1, DIN 4102
brandhæmmende
- hvid

Shower curtain

- height 2000 mm, width ... mm
- made of 100 % polyester
- available in:
- colour 19: white with structure
- colour 29: light grey with structure
- 40° washable,
- quick drying, water repellent,
- with eyelets for curtain rings,
- hemmed and with a sewn in lead band

- Execution shower curtain with hardly inflammable
- material Trevira CS,
- fungicidal
- Building material category B1, DIN 4102,
- hardly inflammable,
- colour white



700.844.380

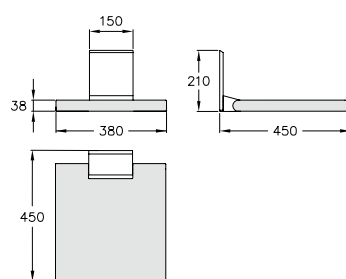
Badesæde - opklappeligt

Lift-up shower seat



- 380 x 450 mm
- aluminium
- ridsefast pulverlakering, antracit-metallic (095) eller sølv-metallic (096)
- antracitfarvet polster i PUR-integralskum
- gennemgående korrosionsfri metalkerne
- vedligeholdelsesfri bremse
- fastholdt i opslået position
- pladsbesparende, dybde 84 mm fra væg i opslået position
- skjulte skruer
- max. belastning 150 kg
- montageplade med skjulte skruer

Montagesæt bestemmes ud fra væggens beskaffenhed og bestilles separat, se side 34-35.



- 380 x 450mm
- made of aluminium
- scratch-resistant powder coating, available in colours metallic anthracite (095) metallic silver (096)
- with padded seat, made of PUR integral foam, colour anthracite
- with non-corrosive metal core throughout
- with maintenance-free brake
- locked in the upright position
- space saving, space required in lift-up position 84mm from wall
- concealed screw fixing
- load up to 150kgs
- mounting plate for balanced wall mounting
- concealed fixing screws.

The fixing set should be ordered separately to suit the type of wall, see pages 34-35.

Betegnelse Product description	Varenr. Product Code
700.844.380	7844 380

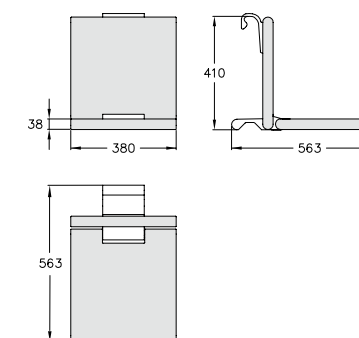
700.847.380

Badesæde til ophæng - opklappeligt

Suspendable shower seat



- 380 x 563 x 410 mm
- aluminium
- ridsefast pulverlakering, antracit-metallic (095) eller sølv-metallic (096)
- antracitfarvet polster i PUR-integralskum
- gennemgående korrosionsfri metalkerne
- vedligeholdelsesfri bremse
- fastholdt i opslået position
- pladsbesparende, dybde 197 mm fra væg i opslået position
- max. belastning 150 kg
- til ophæng på cavere® brusehåndliste



- 380 x 563 x 410mm
- made of aluminium
- scratch-resistant powder coating, available in colours metallic anthracite (095) metallic silver (096)
- with padded seat, made of PUR integral foam colour anthracite
- with non-corrosive metal core throughout
- with maintenance-free brake
- locked in the upright position
- space saving, space required in lift-up position 197mm from wall
- load up to 150kgs
- can be suspended from cavere® shower handrail

Betegnelse Product description	Varenr. Product Code
700.847.380	7847 380

700.844.450

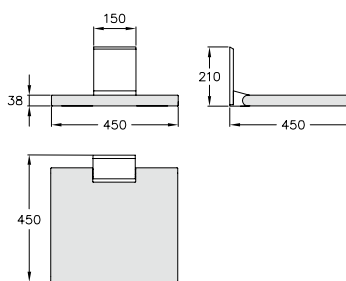
Badesæde - opklappeligt

Lift-up shower seat



- 450 x 450 mm,
- aluminium
- ridsefast pulverlakering, antracit-metallic (095) eller sølv-metallic (096)
- anthracitfarvet polster i PUR-integralskum
- gennemgående korrosionsfri metalkerne
- vedligeholdelsesfri bremse
- fastholdt i opslået position
- pladsbesparende, dybde 84 mm fra væg i opslået position
- skjulte skruer
- max. belastning 150 kg
- montageplade med skjulte skruer

Montagesæt bestemmes ud fra væggens beskaffenhed og bestilles separat, se side 34-35.



- 450 x 450mm
- made of aluminium
- scratch-resistant powder coating, available in colours metallic anthracite (095), metallic silver (096)
- with padded seat, made of PUR integral foam, colour anthracite,
- with non-corrosive metal core throughout
- with maintenance-free brake
- locked in the upright position
- space saving, space required in lift-up position 84mm from wall
- concealed screw fixing
- load up to 150kgs
- mounting plate for balanced wall mounting concealed fixing screws

The fixing set should be ordered separately to suit the type of wall, see pages 34-35.

Betegnelse Product description	Varenr. Product Code
700.844.450	7844 450

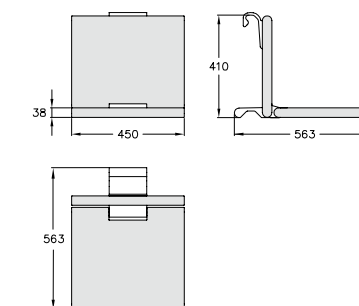
700.847.450

Badesæde til ophæng - opklappeligt

Suspendable shower seat



- 450 x 563 x 410 mm
- aluminium
- ridsefast pulverlakering, antracit-metallic (095) eller sølv-metallic (096)
- antracitfarvet polster i PUR-integralskum
- gennemgående korrosionsfri metalkerne
- vedligeholdelsesfri bremse
- fastholdt i opslået position
- pladsbesparende, dybde 197 mm fra væg i opslået position
- max. belastning 150 kg
- til ophæng på cavere® brusehåndliste



- 450 x 563 x 410mm
- made of aluminium
- scratch-resistant powder coating, available in colours metallic anthracite (095), metallic silver (096)
- with padded seat, made of PUR integral foam colour anthracite
- with non-corrosive metal core throughout
- with maintenance-free brake
- locked in the upright position
- space saving, space required in lift-up position 197mm from wall
- load up to 150kgs
- can be suspended from cavere® shower handrail

Betegnelse Product description	Varenr. Product Code
700.847.450	7847 450

700.484...

Brusehåndliste

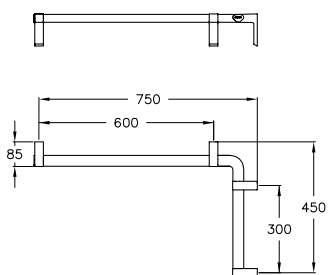
- 450 x 750 mm
- aluminium
- ridsefast pulverlakering, antracit-metallic (095) eller sølv-metallic (096)
- med trekantet, ergonomisk gribeprofil
- egnet til ophæng af badesæde 700.847...
- skjulte skruer,
- max. belastning 150 kg

Leveres med rustfri Torx skruer Ø 6 x 70 mm og murplugs.

Shower handrail

- 450 x 750mm
- made of aluminium
- scratch-resistant powder coating, available in colours metallic anthracite (095), metallic silver (096)with trigonometric contour for ergonomic support and grip
- suitable for suspendable shower seat 700.847...
- concealed screw fixing
- load up to 150kgs

Supplied with stainless steel Torx screws 6 x 70mm dia. and plugs for solid masonry



Betegnelse Product description	Varenr. Product Code
▶ 700.484.045 venstre (billedet) / left (Pic.)	7484 045
▶ 700.484.046 højre / right	7484 046

700.484.075

Brusehåndliste

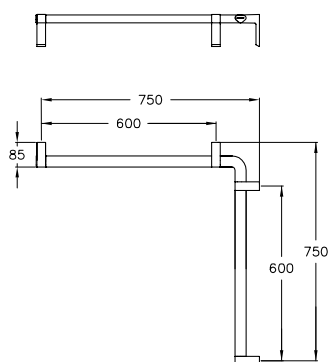
- 750 x 750 mm
- aluminium
- ridsefast pulverlakering, antracit-metallic (095) eller sølv-metallic (096)
- med trekantet, ergonomisk gribeprofil
- venstre og højre monterbar
- egnet til ophæng af badesæde 700.847...
- skjulte skruer
- max. belastning 150 kg

Leveres med rustfri Torx skruer Ø 6 x 70 mm og murplugs.

Shower handrail

- 750 x 750mm
- made of aluminium
- scratch-resistant powder coating, available in colours metallic anthracite (095), metallic silver (096)
- with trigonometric contour for ergonomic support and grip
- left or right hand applicable
- suitable for suspendable shower seat 700.847...
- concealed screw fixing
- load up to 150kgs

Supplied with stainless steel Torx screws 6 x 70 mm dia. and plugs for solid masonry.



Betegnelse Product description	Varenr. Product Code
▶ 700.484.075	7484 075

700.485.050

Brusehovedholder

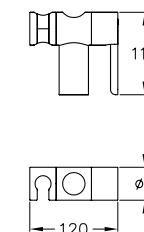
- aluminium
- ridsefast pulverlakering, antracit-metallic (095) eller sølv-metallic (096)
- trinløs og let indstilling af højde og vinkel
- vedligeholdelsesfri med selvjusterende klemme
- løftehåndtag kan betjenes med én hånd uden drejebævelse
- venstre og højre monterbar
- konisk brusehovedholder passende til forskellige typer brusehoveder

Shower head holder

- made of aluminium,
- scratch-resistant powder coating, available in colours metallic anthracite (095), metallic silver (096),
- easy adjustment to any height and angle,
- self-adjusting clamp, maintenance-free,
- operating handle for single handed operation without the need to turn,
- left or right hand applicable,
- conical shower head holder suitable for various hand shower heads.



Betegnelse Product description	Varenr. Product Code
▶ 700.485.050	7485 050



700.488...

Brusestang med brusehovedholder

- længde 600, 1190 mm
- aluminium, Ø 30 mm
- ridsefast pulverlakering, antracit-metallic (095) eller sølv-metallic (096),
- trinløs og let indstilling af højde og vinkel på brusehoved
- vedligeholdelsesfri med selvjusterende klemme
- løftehåndtag kan betjenes med én hånd uden drejebævelse
- konisk brusehovedholder passende til forskellige typer brusehoveder
- skjulte skruer

Leveres med rustfri Torx skruer Ø 6 x 70 mm og murplugs

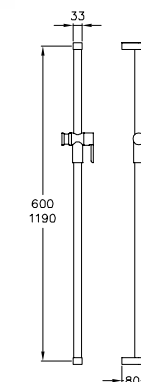
Shower handrail with shower head holder

- Length 600, 1190mm
- made of aluminium, 30mm dia.
- scratch-resistant powder coating, available in colours metallic anthracite (095), metallic silver (096)
- easy adjustment to any height and angle
- self-adjusting clamp, maintenance-free
- operating handle for single handed operation without the need to turn
- conical shower head holder suitable for various hand shower heads
- concealed screw fixing

Supplied with stainless steel Torx screws 6 x 70mm dia. and plugs for solid masonry.



Betegnelse Product description	Varenr. Product Code
▶ 700.488.060 600 mm	7488 060
▶ 700.488.119 1190 mm	7488 119



700.485....

Brusehåndliste med brusehovedholder

Shower handrail with shower head holder



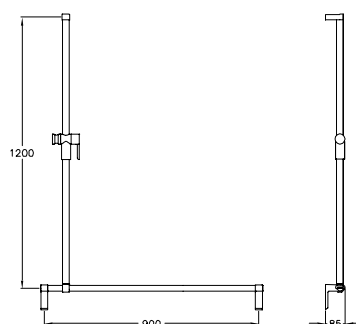
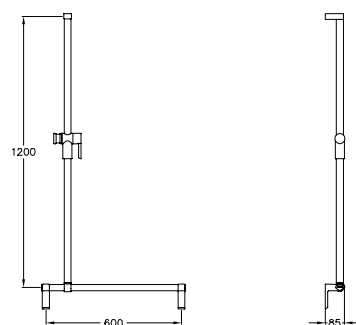
- 600 x 1200 mm
- 900 x 1200 mm
- aluminium
- ridsefast pulverlakering, antracit-metallic (095) eller sølv-metallic (096)
- brusestang justerbar til siderne
- trinløs og let indstilling af højde og vinkel på brusehoved
- vedligeholdelsesfri med selvjusterende klemme
- løftehåndtag kan betjenes med én hånd uden drejebælgelse
- konisk brusehovedholder passende til forskellige typer brusehoveder
- med trekantet, ergonomisk grebprofil
- venstre og højre monterbar
- egnet til ophæng af badesæde 700.847....
- skjulte skruer

Leveres med rustfri Torx skruer Ø 6 x 70 mm og murplugs

- 600 x 1200mm
- 900 x 1200mm
- made of aluminium
- scratch-resistant powder coating, available in colours metallic anthracite (095), metallic silver (096)
- with infinitely adjustable shower head holder, easy adjustment to any height and angle
- self-adjusting clamp, maintenance-free
- operating handle for single handed operation without the need to turn
- conical shower head holder suitable for various hand shower heads
- Handrail with trigonometric contour for ergonomic support and grip
- with adjustable shower head rail
- left or right hand applicable
- suitable for suspendable shower seat 700.847....
- concealed screw fixing

Supplied with stainless steel Torx screws 6 x 70mm dia. and plugs for solid masonry.

Betegnelse Product description	Varenr. Product Code
▶ 700.485.060 600 x 1200 mm	7485 060
▶ 700.485.090 900 x 1200 mm	7485 090



700.486....

Brusehåndliste med brusehovedholder

Shower handrail with shower head holder



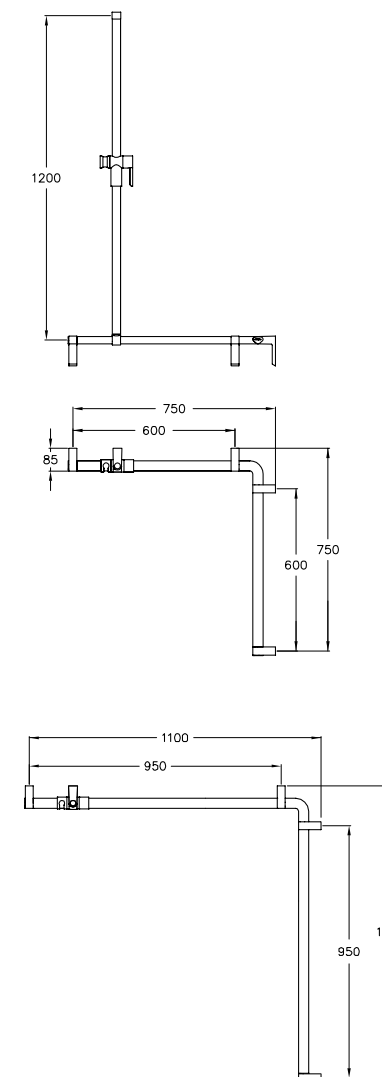
- 750 x 750 x 1200 mm
- 1100 x 1100 x 1200 mm
- aluminium
- ridsefast pulverlakering, antracit-metallic (095) eller sølv-metallic (096)
- brusestang justerbar til siderne
- trinløs og let indstilling af højde og vinkel på brusehoved
- vedligeholdelsesfri, med selv-justerende klemme
- løftehåndtag kan betjenes med én hånd uden drejebælgelse
- konisk brusehovedholder passende til forskellige typer brusehoveder
- med trekantet, ergonomisk grebprofil
- venstre og højre monterbar
- egnet til ophæng af badesæde 700.847....
- skjulte skruer

Leveres med rustfri Torx skruer Ø 6 x 70 mm og murplugs

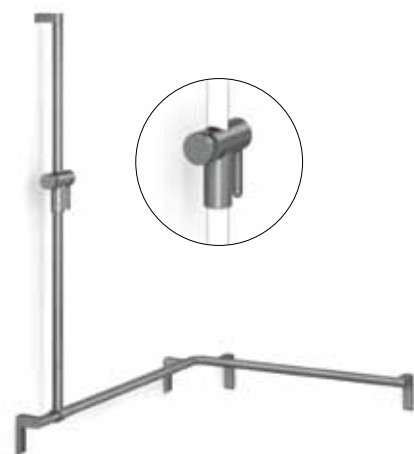
- 750 x 750 x 1200 mm
- 1100 x 1100 x 1200 mm
- made of aluminium
- scratch-resistant powder coating, available in colours metallic anthracite (095) metallic silver (096)
- with infinitely adjustable shower head holder, easy adjustment to any height and angle, self-adjusting clamp, maintenance-free, operating handle for single handed operation without the need to turn, conical shower head holder suitable for various hand shower heads
- Handrail with trigonometric contour for ergonomic support and grip, with adjustable shower head rail
- suitable for suspendable shower seat 700.847...
- concealed screw fixing

Supplied with stainless steel Torx screws 6 x 70mm dia. and plugs for solid masonry.

Betegnelse Product description	Varenr. Product Code
▶ 700.486.075 750 x 750 x 1200 mm	7486 075
▶ 700.486.110 1100 x 1100 x 1200 mm	7486 110



700.486....



Brusehåndliste med brusehovedholder

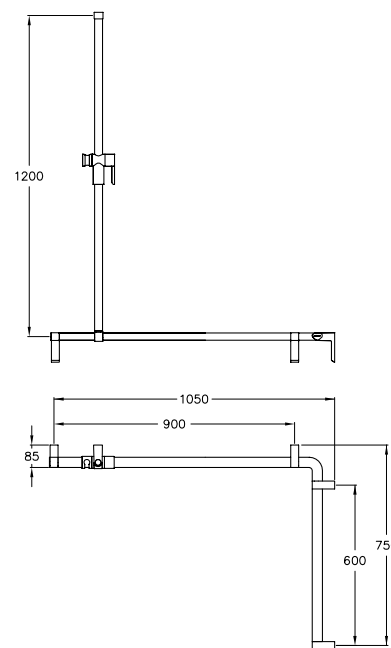
- 750 x 1050 x 1200 mm
- aluminium
- ridsefast pulverlakering, antracit-metallic (095) eller sølv-metallic (096)
- Brusestang justerbar til siderne
- trinløs og let indstilling af højde og vinkel på brusehoved
- vedligeholdelsesfri med selvjusterende klemme
- løftehåndtag kan betjenes med én hånd uden drejebælgelse
- konisk brusehovedholder passende til forskellige typer brusehoveder
- brusestang-adapter kan monteres om til at være „højre“
- med trekantet, ergonomisk gribeprofil
- venstre og højre monterbar
- egnet til ophæng af badesæde 700.847....
- skjulte skruer

Leveres med rustfri Torx skruer Ø 6 x 70 mm og murplugs.

Shower handrail with shower head holder

- 750 x 1050 x 1200 mm
- made of aluminium
- scratch-resistant powder coating, available in colours metallic anthracite (095) metallic silver (096),
- with infinitely adjustable shower head holder, easy adjustment to any height and angle, self-adjusting clamp, maintenance-free, operating handle for single handed operation without the need to turn, conical shower head holder suitable for various hand shower heads.
- adaptor for shower rail can also be mounted to right hand version
- Handrail with trigonometric contour for ergonomic support and grip, with adjustable shower head rail
- suitable for suspendable shower seat 700.847....
- concealed screw fixing

Supplied with stainless steel Torx screws 6 x 70mm dia. and plugs for solid masonry.



Betegnelse Product description	Varenr. Product Code
▶ 700.486.105 venstre (billedet) / left (Pic.)	7486 105
▶ 700.486.106 højre / right	7486 106

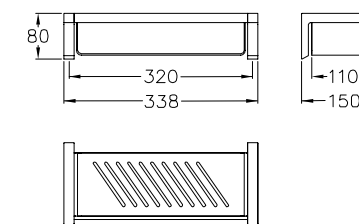
700.510.350



Brusehylde

- 338 x 150 x 80 mm
- aluminium
- opbevaringsplads 370 cm²
- ridsefast pulverlakering, antracit-metallic (095) eller sølv-metallic (096)
- kurv med bøjle, højde 80 mm
- perforeret bund for vandafløb
- nem vægmontage
- skjulte skruer

Leveres med rustfri Torx skruer Ø 6 x 70 mm og murplugs



Shower basket

- 338 x 150 x 80 mm
- made of aluminium
- broad deposition space of 370 cm²
- scratch-resistant powder coating, available in colours metallic anthracite (095), metallic silver (096)
- shower basket with a 80mm high frame; slit metal bottom for water drain
- easy installation to wall
- concealed screw fixing

Supplied with stainless steel Torx screws 6 x 70mm dia. and plugs for solid masonry.

700.500.310



Håndklædeholder

- 600 x 150 mm
- aluminium
- ridsefast pulverlakering, antracit-metallic (095) eller sølv-metallic (096)
- dobbelt, til ophæng og opbevaring af håndklæder
- nem montage
- skjulte skruer


Leveres med rustfri Torx skruer Ø 6 x 70 mm og murplugs

Towel holder

- 600 x 150mm
- made of aluminium
- scratch-resistant powder coating, available in colours metallic anthracite (095), metallic silver (096)
- 2 bars for hanging and storage of bath towels and hand towels
- easy fixing
- concealed screw fixing

Supplied with stainless steel Torx screws 5 x 60mm dia. and plugs for solid masonry.

Betegnelse Product description	Varenr. Product Code
▶ 700.500.310	7500 310



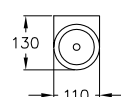
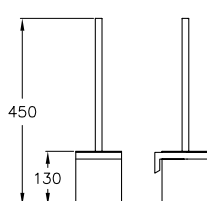
700.525.400

Toiletbørste

Toilet brush set

- højde 450 mm
- aluminium
- ridsefast pulverlakering, antracit-metallic (095) eller sølv-metallic (096)
- konisk holder for nem placering af børsten
- med fordybning til desinfektionsmiddel
- børstekål aftagelig til rengøring
- centreret børstestilling gennem konisk inderskål
- udskifteligt sort børstehoved
- skjulte skruer

Leveres med rustfri Torx skruer Ø 5 x 60 mm og murplugs.



- overall height 450mm
- made of aluminium
- scratch-resistant powder coating, available in colours metallic anthracite (095), metallic silver (096)
- conical toilet brush holder for easy insertion and removal of brush
- with additional recess for disinfectant
- toilet brush holder can be removed for cleaning
- conical inner receptacle for centring the brush
- with removable black brush head
- concealed screw fixing

Supplied with stainless steel Torx screws 5 x 60mm dia. and plugs for solid masonry.



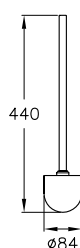
Betegnelse Product description	Varenr. Product Code
700.525.400	7525 400

700.525....

Reservebørste

Toilet brush

- højde 440 mm
- aluminiumsskaft
- ridsefast pulverlakering, antracit-metallic (095) eller sølv-metallic (096)
- udskifteligt sort børstehoved



- overall height 440mm,
- brush handle made of aluminium,
- scratch-resistant powder coating, available in colours metallic anthracite (095), metallic silver (096),
- with removable black brush head



Betegnelse Product description	Varenr. Product Code
700.525.450 Reservebørste Toilet brush	7525 450
700.525.460 Børstehoved Brush head	7525 460

700.520.110

Toiletpapirholder

Paper roll holder

- 130 x 92 mm
- aluminium
- ridsefast pulverlakering, antracit-metallic (095) eller sølv-metallic (096)
- selvjusterende vedligeholdelsesfri friktionsbremse
- skjulte skruer

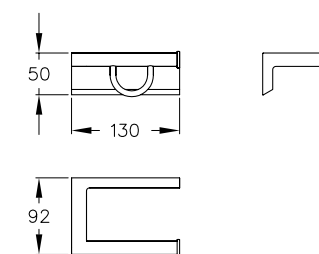
Leveres med rustfri Torx skruer Ø 6 x 60 mm og murplugs.

- 130 x 92mm,
- made of aluminium,
- scratch-resistant powder coating, available in colours metallic anthracite (095), metallic silver (096)
- with self-adjusting maintenance-free roll brake
- concealed screw fixing

Supplied with stainless steel Torx screws 5 x 60mm dia. and plugs for solid masonry.



Betegnelse Product description	Varenr. Product Code
700.520.110	7520 110



700.520.120....

Reservepapirholder

Spare toilet roll holder

- 190 x 81 mm
290 x 81 mm (dobbelt)
- aluminium
- ridsefast pulverlakering, antracit-metallic (095) eller sølv-metallic (096)
- skjulte skruer
- til lodret montage

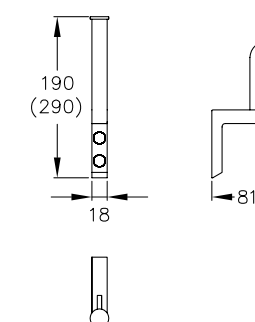
Leveres med rustfri Torx skruer Ø 6 x 60 mm og murplugs.

- 190 x 81 mm,
290 x 81 mm (double)
- made of aluminium
- scratch-resistant powder coating, available in colours metallic anthracite (095), metallic silver (096)
- concealed screw fixing
- shaped for vertical mounting of a paper roll

Supplied with stainless steel Torx screws 5 x 60mm dia. and plugs for solid masonry.



Betegnelse Product description	Varenr. Product Code
700.520.120	7520 120
700.520.130 dobbelt / double	7520 130

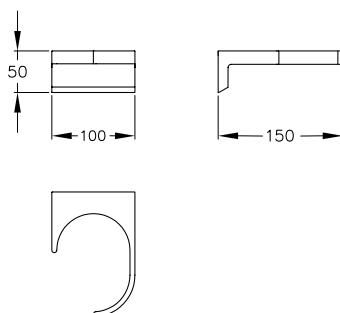


700.500.410

Krykkeholder

- 100 x 150 mm
- aluminium
- ridsefast pulverlakering, antracit-metallic (095) eller sølv-metallic (096)
- til vægmontage
- nem montage
- skjulte skruer

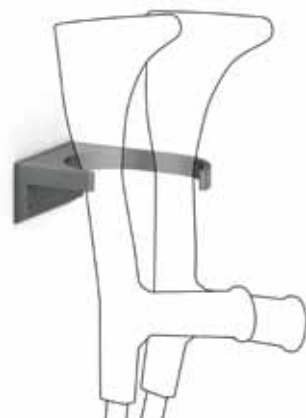
Leveres med rustfri Torx skruer Ø 5 x 60 mm og murplugs.



Walking aid holder

- 100 x 150mm,
- made of aluminium,
- scratch-resistant powder coating, available in colours metallic anthracite (095), metallic silver (096)
- for wall-mounting
- easy fixing
- concealed screw fixing

Supplied with stainless steel Torx screws 5mm x 60mm dia. and plugs for solid masonry.



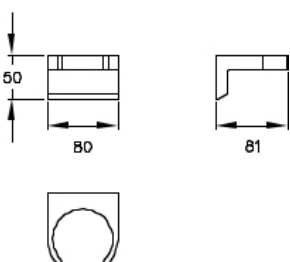
Betegnelse Product description	Varenr. Product Code
▶ 700.500.410	7500 410

700.500.420

Holder til hårtørrer

- 80 x 50 mm
- aluminium
- ridsefast pulverlakering, antracit-metallic (095) eller sølv-metallic (096)
- til ophæng af gængse hårtørrere
- til vægmontage
- nem montage
- skjulte skruer

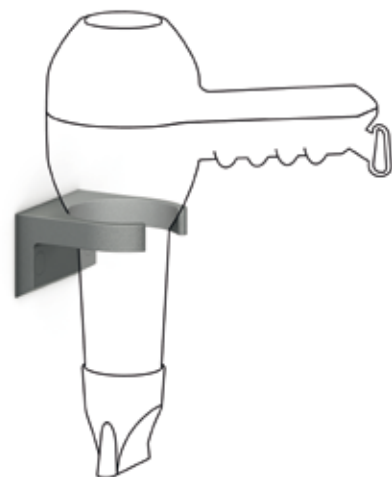
Leveres med rustfri Torx skruer Ø 5 x 60 mm og murplugs.



Holder for hair-dryer

- 80 x 50mm
- made of aluminium
- scratch-resistant powder coating, available in colours metallic anthracite (095), metallic silver (096)
- for hanging up of common hair-dryers-for wall-mounting
- easy fixing
- concealed screw fixing

Supplied with stainless steel Torx screws 5mm x 60mm dia. and plugs for solid masonry.



Betegnelse Product description	Varenr. Product Code
▶ 700.500.420	7500 420

700.510.160


Glashylde

- 650 x 150 mm
- egnet til montage af 600 mm bredt vægspjæl
- aluminiumholder
- ridsefast pulverlakering, antracit-metallic (095) eller sølv-metallic (096)
- 8 mm glashylde med afrundede kanter
- nem montage
- skjulte skruer

Leveres med rustfri Torx skruer Ø 5 x 60 mm og murplugs.



Betegnelse Product description	Varenr. Product Code
▶ 700.510.160	7510 160



Bathroom glass shelf

- 650 x 150mm
- suitable for installation of wall-mounted mirrors with width of 600mm,
- shelf holder made of aluminium
- scratch-resistant powder coating, available in colours metallic anthracite (095), metallic silver (096)
- with 8mm glass plate, rooed edges
- easy fixing
- concealed screw fixing

Supplied with stainless steel Torx screws 5 x 60mm dia. and plugs for solid masonry.

700.510.260


Glashylde med håndliste

- 650 x 150 mm
- egnet til montage af 600 mm bredt vægspjæl
- integreret håndliste i aluminium
- ridsefast pulverlakering, antracit-metallic (095) eller sølv-metallic (096)
- 8 mm glashylde med afrundede kanter
- glashylde aftagelig til rengøring
- nem montage
- skjulte skruer

Leveres med rustfri Torx skruer Ø 5 x 60 mm og murplugs.



Betegnelse Product description	Varenr. Product Code
▶ 700.510.260	7510 260



Bathroom glass shelf with grab bar

- 648 x 150mm,
- suitable for installation of wall-mounted mirrors with width of 600mm,
- shelf holder and grab handle made of aluminium
- scratch-resistant powder coating, available in colours metallic anthracite (095), metallic silver (096)
- with 8mm glass plate, rooed edges
- glass shelf can be removed for cleaning
- easy fixing
- concealed screw fixing

Supplied with stainless steel Torx screws 5 x 60mm dia. and plugs for solid masonry.

Bemærk

Yderligere produkter såsom vippespejl, svingbar håndklædeholder, sæbedispenser, gribebøjle til badeforhæng etc. er under udvikling.

Please note

We are also designing a number of other products such as adjustable mirror, swivel towel holder, soap dispenser, support rail for shower curtain etc.

700.500.200

Spejlholder


- 47 x 18 mm
- aluminium
- ridsefast pulverlakering, antracit-metallic (095) eller sølv-metallic (096)
- til montage af spejle med en tykkelse på 4 - 6 mm
- sæt med 4 holdere
- sikkerhed mod glidning af spejl
- skjulte skruer

Leveres med rustfri Torx skruer Ø 5 x 60 mm og murplugs.

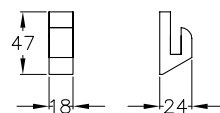
Mirror holder

- 47 x 18 mm
- made of aluminium
- scratch-resistant powder coating, available in colours metallic anthracite (095), metallic silver (096)
- for mirrors up to 4 - 6 mm thickness
- set consisting of 4 holders
- with prevention for sliding of mirror
- concealed screw fixing

Supplied with stainless steel Torx screws 5 x 60mm dia. and plugs for solid masonry.



Betegnelse Product description	Varenr. Product Code
▶ 700.500.200	7500 200



700.500.110

Knage

- 60 x 18 mm
- aluminium
- ridsefast pulverlakering, antracit-metallic (095) eller sølv-metallic (096)
- til ophængning og indstik
- velegnet til vaskeklude og håndklæder
- skjulte skruer

Leveres med rustfri Torx skruer Ø 5 x 60 mm og murplugs.

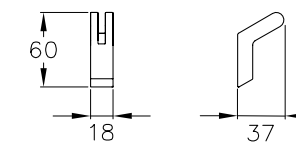
Hook

- 60 x 18mm
- made of aluminium
- scratch-resistant powder coating, available in colours metallic anthracite (095), metallic silver (096)
- for hanging and clamping
- designed for flannel
- concealed screw fixing

Supplied with stainless steel Torx screws 5 x 60mm dia. and plugs for solid masonry.



Betegnelse Product description	Varenr. Product Code
▶ 700.500.110	7500 110



700.500.120

Dobbeltknage

- 60 x 54 mm
- aluminium
- ridsefast pulverlakering, antracit-metallic (095) eller sølv-metallic (096)
- til ophængning og indstik
- velegnet til vaskeklude og håndklæder
- skjulte skruer

Leveres med rustfri Torx skruer Ø 5 x 60 mm og murplugs.

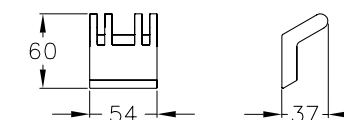
Double hook

- 60 x 54mm
- made of aluminium
- scratch-resistant powder coating, available in colours metallic anthracite (095), metallic silver (096)
- for hanging and clamping
- designed for flannel
- concealed screw fixing

Supplied with stainless steel Torx screws 5 x 60mm dia. and plugs for solid masonry.



Betegnelse Product description	Varenr. Product Code
▶ 700.500.120	7500 120



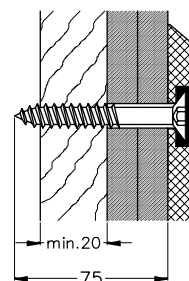
700.470.010

Montagesæt

til montage af løftebøjle, gribebøjle og badesæde på lette vægge af gips, spånplade og træfiberplade

- med en bagforing på min. 20 mm krydsfiner
- eller ved montage forfra på væg med en integreret montageplade i træ.

Leveres med 4 spånpladeskruer 10 x 90 mm (Torx T40) i rustfrit stål AISI 304.



Fixing set

for fixing of lift-up support rails, wall support rails, and lift-up shower seats to lightweight partition walls made of gypsum, flake board and hardboard

- with backfill made of min. 20mm hardwood,
- or for fixing in front of the wall with integrated mounting plate made of hardwood from common suppliers.

Supplied with:
4 countersunk wood screws 10 x 90mm dia. (Torx T40) made of stainless steel A2-AISI 304.

Betegnelse Product description	Varenr. Product Code
700.470.010	7470 010

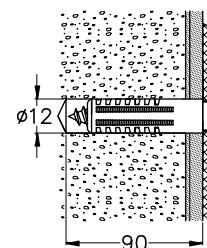
700.470.030

Montagesæt

til montage af løftebøjle, gribebøjle og badesæde, på vægge af massive byggematerialer:

- beton \geq B15,
- mursten \geq Mz 12,
- kalksandsten \geq KS 12,
- natursten med tæt struktur.

Leveres med:
4 plugs SX 12 x 60 mm,
4 spånpladeskruer 10 x 90 mm (Torx T40) i rustfrit stål A2-AISI 304.



Fixing set

for fixing of lift-up support rails, wall support rails and lift-up shower seats onto solid building materials:

- concrete \geq B15,
- solid brick \geq Mz 12,
- sand-lime brick, solid brick \geq KS 12,
- natural stone with compact grain.

Supplied with:
4 plugs SX 60 x 12mm dia.,
4 countersunk screws 10 x 90mm dia. (Torx T40), made of stainless steel A2-AISI 304.

Betegnelse Product description	Varenr. Product Code
700.470.030	7470 030

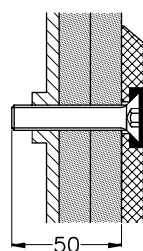
700.470.020

Montagesæt

til montage af løftebøjle, gribebøjle og badesæde på lette vægge af gips, spånplade og træfiberplade

- til montage forfra på væg med stålskelet.

Leveres med 4 forsænkede skruer M10 x 60 mm i rustfrit stål A2-AISI 316.



Fixing set

for fixing of lift-up support rails, wall support rails, and lift-up shower seats to lightweight partition walls made of gypsum, flake board and hardboard

- for fixing in front of the wall with mounting plate made of steel, or metal supported wall from common suppliers.

Supplied with:
4 countersunk wood screws M10 x 60mm dia. made of stainless steel A2-AISI 316.

Betegnelse Product description	Varenr. Product Code
700.470.020	7470 020

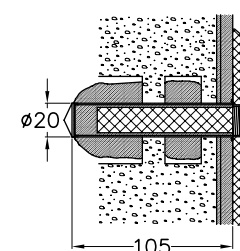
700.470....

Montagesæt

til ekspansionsfri montage af løftebøjle, gribebøjle og badesæde, på hulsten eller massive mursten.

- cellesten HLz \geq 12,
- kalksandhulsten KSL \geq 12,
- hulbloksten \geq Hbl4, Hbn4,
- øvrige hulsten,
- beton, letbeton,
- massive mursten \geq Mz 12,
- kalksandsten \geq KS 12,
- natursten med tæt struktur,
- massiv pimpsten.

Leveres med:
1 injektionssprøjte med injektionsmørtel 145 cm³,
4 ankre med indvendig gevind i stål Ø 15 x 75 mm / M10,
4 ankerhylser Ø 20 x 100 mm,
4 forsænkede skruer M10 x 30 mm i rustfrit stål A4-AISI 316.



Fixing set

for »pressure free« injection fixing of support rails, wall support rails and lift-up shower seat onto solid or hollow brick materials:

- perforated brick HLz \geq 12,
- cavity brick KSL \geq 12,
- checker brick \geq Hbl4, Hbn4,
- other hollow brick material,
- concrete, lightweight concrete,
- solid brick \geq Mz 12, sand-lime brick,
- solid brick \geq KS 12,
- natural stone with compact grain,
- solid pumice.

Supplied with:
1 injection cartridge with chemical mortar 145 cm³
4 internal threaded sleeves made of steel 15mm dia. x 75mm / M10
4 perforated sleeves 20mm dia. x 100mm
4 countersunk screws M10 x 30mm made of stainless steel, A4-AISI 316.

Betegnelse Product description	Varenr. Product Code
700.470.040	7470 040

700.470.050	7470 050
-------------	----------

som 700.470.040 men uden injektionssprøjte, evt. nødvendige injektionsmørtelsprøjter med 145 cm³ / 360 cm³ / 950 cm³ kan fås i faghandelen.

as 700.470.040 but without injection cartridge, cartridges 145cm³ / 360cm³ / 950cm³ available from dealers only.



Montagesæt MS 700.470.040 og 700.470.050 er godkendt af bygningsinspektoret. Læs montagevejledninger inden påbegyndelse af montage. Ved spørgsmål til vægkonstruktion eller befæstigelse, kontakt venligst firmaet Fischer: Tel. +49 180 5202900 Tel. +49 7443 124000

Fixing set MS 700.470.040 and 700.470.050 is allowed by building inspector. Prior to installation, please pay careful attention to fixing instruction. If you have questions regarding wall construction or installation: please contact Fischer/UPAT phone: Tel. +49 180 5202900 Tel. +49 7443 124000



Ingersoll Rand's Security Technologies Sector is a leading global provider of products and services that make environments safe, secure and productive. The sector's market-leading products include electronic and biometric access-control systems; time-and-attendance and personnel scheduling systems; mechanical locks; portable security; door closers, exit devices, architectural hardware, and steel doors and frames; and other technologies and services for global security markets.

www.ingersollrand.com

Randi
Ingersoll Rand Security Technologies A/S
Mirabellevej 3
DK-8930 Randers NØ
Tel. +45 86427522
Fax +45 86439314

www.randi.ingersollrand.dk