

■ ■ wissner-  
■ ■ bosserhoff

Functional. Intelligent. Dignified.

## movita sc

The low nursing bed as a basis for all requirements





## movita sc | The basis for all requirements

The movita sc low nursing bed is not only the basis for all requirements in nursing care, but also presents an alternative economically efficient solution within the wissner-bosserhoff range. This versatile nursing bed offers a comprehensive range of features and equipment options that will delight both caregivers and residents alike.

With the new handset, a low height of 25 cm and automatic care functions, the movita sc provides comfortable care while ensuring the highest level of product safety.

In this brochure, we would like to give you an initial overview of innovations and features of the movita sc, with which you can create a dignified care environment for your residents. Find out how this care bed helps you to achieve the optimal price/performance ratio without compromising comfort and safety.

Discover the versatility of the movita sc and why it is the optimal choice for nursing homes looking for a reliable solution.

movita sc 310, extramobil,, design Df | left: Lindberg oak decor, vitalia 2 bedside cabinet | bottom: Décor Sand Greige, bedside cabinet vitalia 1

## Start with our product videos



**Comfort for care**  
movita sc supports dignified care in the best possible way



**Safe all around**  
movita sc offers a safe product design, that minimizes risks for residents and care





Living concept Asturias | Design Dfx

## New Uni decor



- Developed with sieger design, one of the leading design agencies
- Featuring the trending color „Sand Greige“ with a touch of wood grain
- Blends harmoniously into almost any interior design



wissner-bosserhoff | movita sc



Living concept Mediterranean | Design Df

wissner-bosserhoff | movita sc



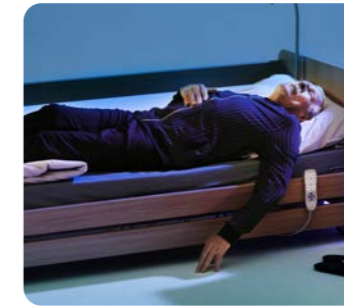
Living concept Cornwall | Design Df

# At a glance

## The most important features of movita sc

- Comfortable for nursing
- Effective falls prevention
- Extended space in the pelvic area
- Product safety

The optional LED reading lamp provides additional comfort.



1 | The safe sleeping height of 25 cm minimizes the risk of serious consequences of falls.



2 | The unique Ergoframe®-technology (double retraction) increases the space available in the pelvic area by 16 cm.

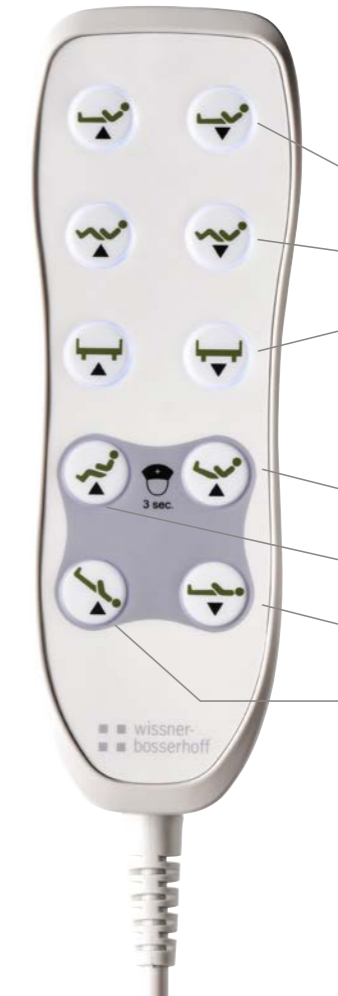
3 | The new handset offers automatic care positions, which can be locked and unlocked electronically. The backlighting and clear design round off the product.



4 | A sophisticated safety concept minimizes the risk of injury and protects from product damage.



5 | An optional bed-exit-assistant offers individual and advanced falls prevention.



- Resident functions
- Backrest adjustment
- Autocontour
- Height adjustment
- Care functions
- Prophylaxis automatic
- Comfort seat automatic
- Zero position/electric CPR
- Trendelenburg automatic

The four automatic care functions can be set with just one push of a button.

# Comfortable. Intuitive. Safe.

## Comfortable for care

Support with mobilisation measures and daily care activities

- Convenient automatic care functions (prophylaxis automatic, comfort seat automatic, CPR automatic/zero position, Trendelenburg automatic) at the touch of a single button.
- Optimal nursing height of 80 cm. Designed for ergonomic and back-friendly work
- Undercarriage clearance of 15 cm enables the use of many care aids



## Effective falls prevention

Falls become an overall risk with increasing age

- Safe sleeping height of 25 cm minimizes the risk of injury in the event of a fall.
- SafeSense® bed-exit-system signals to caregivers that the resident is about to leave the bed (incl. adjustable timer 0-30 min.)
- Automatic night light by the SafeSense® system provides additional orientation at night
- Central braking system reduces the risk of falls due to unintentional movement of the bed



## Relief for both residents and caregivers

Comfortable beds not only elevate residents' quality of life, but also support nursing care efforts

- Unique Ergoframe® technology increases the space available in the pelvic area by 16 cm
- A broad mattress portfolio for different resident requirements
- New uni decor – developed with sieger design, one of the leading design agencies – seamlessly integrates with almost any room style or design
- Bed exit system SafeSense® enables autonomous self-mobilization
- Optional covers (fabric or imitation leather) for head and foot sections add a touch of homey comfort
- Extension of the lying surface by 20 cm per accessory



## Product safety

Our goal: Reducing risks in resident care

- Intuitive and proven user interfaces
- Electrical lockout for sensitive care functions on the handset
- Elimination of pinch points and no hazardous gaps
- Optimized cable management (incl. cable length and strain relief)



# Accessories

Digital nursing assistants as an innovative and technological solution to provide support for both individual care activities and complex care processes

## SafeSense® | Bed-exit-assistant


### Your benefit:

- Earlier detection of falls than through routine checks
- Night light provides orientation in the dark
- Higher safety level with tightly staffed night and weekend shifts
- Nurse call with flexible timing
- Stand-alone solution with separate power supply



SafeSense® bed-exit-assistant  
What does that actually mean?

# Colors & Design



We recommend using an original sample for the final color selection, as the colors may differ from the printed images.



## SafeSense® 3 | Digital nursing assistant

### Your benefit:

- Real-time motion monitoring for the detection of pressure ulcer risks
- Bed exit monitoring with resident-specific settings
- Nursing monitor app provides overview of all data
- Optional humidity assistant for better protection against maceration and pressure ulcers
- Stand-alone solution with separate mains connection



SafeSense® 3  
The digital care assistant explained easily!

# Technical data

External dimensions, min./max.	90 x 205 / 99 x 205 cm
Lying surface	90 x 200 cm
Mattress size	87 - 90 x 200 cm
Double retraction (Ergoframe®)	16 cm more space in the pelvic area
Height adjustment	25 - 80 cm
Driveability	At any bed height (highest flexibility due to movability in all directions)
Undercarriage clearance	15 cm
Brake System	Single castor locking
Castors	100 mm single castors
(Anti-) Trendelenburg, pivoting	approx. 12°
Safe working load	205 kg
Max. Resident weight	170 kg
Bed weight	approx. 80 kg (with basic equipment)
Protection class	IPX4
Protection level	II

## More options

- Central brake
- Mechanical lowering of the back and leg rests
- 125 mm single castors with central brake
- 100 mm double castors with central brake
- 3/4 side rails (from October 2023)



**wissner-bosserhoff GmbH**

Hauptstraße 4-6 | 58739 Wickede (Ruhr) | Germany  
Phone +49 2377 784-0 | info@wi-bo.de | wi-bo.de

**LINET<sup>®</sup>**

**LINET UK**

11 Brunel Way | Segensworth East | Fareham, Hampshire | PO15 5TX  
Phone: +44 800 0353 345 | solutions@linet.uk.com | wi-bo.com/en-wi/

---

Members of LINET Group

