


■ ■ wissner-  
■ ■ bosserhoff

Functional. Intelligent. Dignified.

## sentida sc

Universal low nursing beds





## As diverse as your needs...

### sentida sc – universal low nursing beds

Thanks to medical and technical advances, people's life expectancy has been rising steadily for decades. The higher age that many people are living until today has a variety of effects.

**It is the great wish of many elderly people to be able to spend their twilight years in a familiar environment.** At the same time, society's perception of older people is changing: For many seniors today, retirement no longer means standing still, but is a phase of life in which they pursue diverse interests and want to live a full and active life.

**New concepts for living well in their older years are in demand** These include the desire to be provided with more homeliness, individuality, safety, comfort and flexibility in the equipment of appropriate housing.

wissner-bosserhoff is aware of these demands and changes. We have adapted to this as an internationally active company in the care sector.

Seniors have different needs and requirements in regard to their lives and living environments.

With the new sentida sc bed platform and customized concepts, we can respond to different requirements even more flexibly, efficiently and in a needs-oriented manner. We want to support the preservation and promotion of individual mobility as an overarching and essential goal in care in a solution-oriented manner.

**Functional. Intelligent. Dignified.**



Care is highly demanding: empathic, social, versatile, intercultural and above all professional. It is facing major changes and challenges.

Technical and digital developments will play a decisive role in shaping care in the future.

Thomas Erbslöh, Managing Director wissner-bosserhoff GmbH



# Functional. Intelligent. Dignified.

The sentida sc premium nursing beds from wissner-bosserhoff are a consistent and – above all – uncompromising implementation of the 360° approach to the further development of requirements for contemporary care, as well as care in various forms of living.



10

## Individual mobilisation

Maintaining mobility and promoting mobility are key goals in professional care.



16

## Safe sleep

Rest and sleep with needs-based functions of a universal low-nursing home bed.



18

## Bed exit sensor system

Individual support and safety through intelligent sensor technology - without restricting.



22

## Professional digitalisation

Innovative, digital solutions to support individual care activities and complex care processes.



24

## Intelligently networked

Be sustainably prepared for future care requirements.



28

## Needs-based care

Optimum and safe access to the resident.

## Living ideas

Discover suitable concepts, tailored to different types of living, needs and requirements.

Old town					8
Seaview					14
Cottage					20
Sunset					26
Provence					32

# sentida sc Portfolio

## Models

The homely one



The extra-mobile one



The extra-accessible one



As diverse as your needs.

**All models of the sentida sc are easy and effortless to manoeuvre** - especially the **extra-mobile** model which offers larger castors for even more driving comfort.

This means that even severely impaired and immobile residents can take part in life in their living area or care facility. The **extra-mobile** version has a central braking system that only requires a foot movement to apply the brakes. This is also an option that can be selected for the **homely** version, otherwise the **homely** model is supplied with a single axle-mounted brake as standard. The **extra-accessible** model can be fixed with a single axle brake on the foot side. The castor locking brackets at the head end allow greater flexibility as well as more comfort when manoeuvring and positioning the bed safely.

## Movability

Providing maximum flexibility at all bed heights due to simple maneuverability in all directions.

Providing maximum flexibility at all bed heights due to simple maneuverability in all directions.

Providing maximum flexibility at all bed heights due to simple maneuverability in all directions.

## Castors

2 50mm double castors at the head and foot end each concealed with a castor cover

100, 125 or 150 mm  
Smooth-running castors

4 double 50mm castors at both the head and foot end concealed with a castor cover

## Braking capacity

Axle-mounted pedal brake or optional pedal brake for central braking



### Single axle or central brake system

- Quick and easy braking
- Can be operated from both sides

Single brake bar at the foot end for simple central locking



### Central braking system

- Quick and easy braking
- Good access to the brake bar

Single axle brake bar on the foot end with double castor locking on the head end.



### Single axle brake system on the foot end

- Quick and easy braking
- Good access to the brake bar



### Head-side roller locking system

- Simple operation due to semi-automatic locking system
- Integrated directional locking device for straight wheel steer
- Stable driving and safe positioning of the bed

## Safe working load



## Height adjustment

ca. 23 - 80 cm

ca. 23 - 80 cm\*

ca. 23 - 80 cm

## Patient surface

87 / 90 x 200 cm  
87 / 90 x 210 cm  
100 x 200 / 210 cm (sentida sc-xl)

87 / 90 x 200 cm  
87 / 90 x 210 cm  
100 x 200 / 210 cm (sentida sc-xl)

87 / 90 x 200 cm  
87 / 90 x 210 cm



## Living idea Old Town

Design Dfx | homely  
Decor Norway Maple



wissner-bosserhoff | sentida sc



sentida sc | wissner-bosserhoff

sentida sc homely chassis with central brake system, configured for:

- Senior residences
- Assisted living
- Rehabilitation clinics
- Special care with severe physical limitation or immobility



## Individual mobilisation

Maintaining and promoting mobility is a key focus in professional care

People attach great importance to their own mobility. Mobility is the decisive factor of all activities of daily living, many other things depend on it.\*

**It is not without reason that the maintenance and promotion of individual mobility, especially of older people, is a core category of care.**

Appropriate nursing measures make an important contribution to preventing the development of new functional impairments and health disorders that affect

mobility and thus promote a process that can lead to extensive dependence on assistance and the need for long-term care.\*

**The focus is on people and their resources**

There is no standard mobilisation that helps every resident using the same techniques.

Supporting, accompanying measures can therefore only ever be individually adapted to the respective situation and the person.

Thus, mobility maintenance and promotion cannot be considered in isolation either, but should be closely linked to ergonomics and ergonomic work processes.

This applies equally to safe mobilisation “out of bed” and “in bed”.

**The universal low nursing bed sentida sc from wissner-bosserhoff is designed in such a way that its equipment can be adapted to different needs and specific requirements.**




In my bed, I am in good hands, I can easily adjust it and I can get up comfortably – without help.

Walter Schulte, resident



Play video

### Solution 1 SafeFree® siderails – Safe mobilisation regardless of body size




#### SafeFree® is

- Optimally designed for bed egress,
- Individually positionable in 4 height levels,
- Easy to grasp and hold,
- A safe stand-up aid – alone or with support.

The additional **PLUS** of sentida sc: Individual retrofit options contribute to greater sustainability and investment security.

### Solution 2 SafeLift and MobiStick 2 – Mobilisation assistants



Video SafeLift



Video MobiStick 2



#### SafeLift is

- easy for the resident to operate,
- a stand-up and mobilization aid,
- a controller for height adjustment and backrest without battery or cable,
- individually adjustable for each resident.



#### MobiStick 2 is

- Quick and easy to install,
- Clever and easy to use,
- Supportive when sitting upright on the edge of the bed,
- Ergonomic and provides additional support when standing up.



### Solution 3 SafeControl® handset – Clear, ergonomic and intuitive

#### SafeControl® is

- clear and ergonomic in design,
- intuitive to use and first-time error-proof due to preselection,
- easy to read even in the dark thanks to the motion sensor system with backlighting
- flexible and secure to place on the SafeFree® siderail element
- equipped with special care functions
- secured against incorrect handling by an integrated locking function.

The additional **PLUS** of sentida sc:  
The SafeControl® handset can be placed on the left or right side of the bed without tools, quickly and without great effort - where it is needed.



Play video



#### Resident functions

- Backrest adjustment
- Auto contour
- Height adjustment

#### Activity buttons

- Up / Down
- LED status indicator

#### Maintenance functions

- Automatic comfort seating
- Automatic prevention

#### SafeControl® operating philosophy

##### Care mode:

All selection buttons unlocked

##### Locking mode:

All functions of the handset locked.

##### Resident mode:

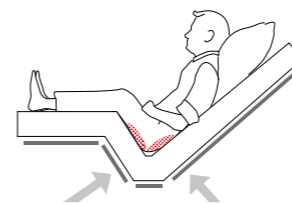
The resident can use the light gray buttons.

Nursing measures to maintain or promote mobility help to preserve elementary basics of independent living.

Expert standard according to § 113a SGB XI "Erhaltung und Förderung der Mobilität in der Pflege" (Maintenance and promotion of mobility in nursing care), Update 2020

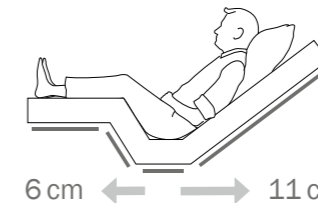
### Solution 4 Double retraction of the bedding area – Safe and comfortable mobilisation in bed

Standard bedding area without relief



Single retraction = risk of pressure injury

WIBO bedding area with notable relief



6 cm ← → 11 cm  
Double retraction = pressure injury prevention

Double retraction = 17 cm more space in the bed!

#### The double retraction

- optimizes the support surface in the seat area by increasing the surface area of the backrest and thighrest,
- reduces pressure on sensitive areas of the body such as the buttocks and coccyx,
- facilitates breathing by creating more space through a relaxed sitting position in the chest and abdominal area,
- in combination with the long backrest of almost 90 cm offers preventive and comfortable positioning of immobile residents.

### Solution 5 Automatic positions –

Fast, easy and ergonomic thanks to the one-button philosophy



Watching television, reading or eating breakfast in bed with automatic comfort seating



Pressure ulcer prevention and heel release through automatic prophylaxis

#### The automatic comfort seat and the prophylaxis position

- promote the well-being of immobile residents in particular,
- increase the quality of life of residents in bed,
- support nursing strategies in the area of pressure ulcer prophylaxis and wound management.



## Living idea Seaview

Design G | homely  
Decor Italian Oak



wissner-bosserhoff | sentida sc



sentida sc | wissner-bosserhoff

sentida sc homely chassis with single axle brake system, configured for:

- Senior residences
- Assisted Living
- Special care for slight physical limitations
- Dementia living groups





### Solution 1 Low position 23 cm – Safe sleeping without restricting personal needs



- The low position with 23 cm offers**
- homely look without disturbing components,
  - a sensible solution without the resident feeling restricted,
  - the resident the opportunity to still stand up safely under their own power.



## Safe sleep

### The needs orientated low position for a comfortable rest and sleep

Most people want to remain mobile and independent into old age. In the course of the natural aging process, however, intrinsic mobility decreases or is restricted. This increases the individual risk of falling.\* **Nursing home residents are at increased risk for falls. Often these falls can result in injury which requires treatment but even where less serious falls occur, the healing process is often protracted, and self-confidence in one's own abilities declines.** In addition, there is the fear of falling again (so-called fear of falling).

This can often be more stressful than the fall event itself. Fear of falling is common with older people.\*\* Individuals with fear of falling limit their mobility. Over time, independence is lost and the level of need for care may increase.\*\*\* **Fear of falling occurs more often at night.** The darkness additionally complicates the orientation in the room, the estimation of distances and the ability to walk safely.

In order to break this cycle, targeted and needs-oriented efforts should be made to strengthen self-confidence and thus prevent fear of falling, as well as to provide optimal support for physical resources. **sentida sc from wissner-bosserhoff offers solutions that take into account different degrees of care, individual possibilities and abilities of elderly residents with the help of sustainable and conceptual equipment options around the nursing home bed.**

### Solution 2 SafeFree® in orientation position – Fear reduction without unnecessary barriers



- The head-side orientation position of the siderail can**
- in combination with the low position of 23 cm additionally support safety,
  - avoid unnecessary barriers and reduce the risk of falls.

The additional **PLUS** of sentida sc: Low position with 23 cm and a patented and adaptable side protection concept that allows unrestricted case-by-case considerations in the planning of care measures.

### Solution 3 SafeFree® fix and flex – Adapted to different basic care requirements



No protection



3/4 Protection




Soft protection



Full protection

The 4 split siderails in combination with a wide range of configuration options for the SafeFree® siderails support people at risk of falling and allow decisions to be made on a case-by-case basis.



Play video

\* Research and analysis of care dependency terms and assessment instruments; Copyright © GKV-Spitzenverband 2011 / ISBN: 978-3-7747-2308-5. Sturzprophylaxe in der Pflege - Expertenstandards leicht verständlich; Stand: Januar 2013 Taking into account the 1st updated version of the 2013 expert standard / Bundesinteressenvertretung für alte und pflegebetreffene Menschen (BIVA) e.V. | \*\* S. Schlee: Fall in old age and its consequences - The beginning of the end? ARS MEDICI DOSSIER XI, 2016 | \*\*\* A. Zegelin: "Being nailed down" - The process of becoming bedridden by gradual place fixation; Pflege 2005; 18:281-288 © by Verlag Hans Huber, Hogrefe AG, Bern 2005.



## Solution 4 SafeSense® –

Autonomous, safe bed exit with individual call notification

### The bed exit assistance system

- signals to the nursing staff that the resident is about to leave the bed,
- works with an adjustable timer function (0 - 30 min) according to the traffic light principle,
- can optionally be connected to an automatic undercarriage light system that is activated when the bed is turned down,
- can be connected to the call system,
- is available as a radio and cable solution,
- can be retrofitted.\*\*




### The additional PLUS of sentida sc:

The complete solution to falls prevention: Low position with 23 cm + as well as the patented adaptable side protection + intelligent bed exit assistance system

## Bed Exit Assistance System – What does it actually mean?

SafeSense® signals the nursing staff that the resident has left the bed or is about to leave. This allows falls to be detected earlier than through routine checks.

In principle, a bed exit assistance system works like a kind of traffic light. In this way, the mode of operation can be explained clearly and very simply:

-  **Timer not activated**
-  **Timer activated**  
→ E.g., 15 minutes for going to the bathroom at night
-  **Timer expired**  
→ Signal to the call system

## SafeSense® – the intelligent bed exit sensor system

The vision of promoting and maintaining health in old age, as well as strengthening the autonomy of older people, combined with an improvement in the quality of life occupies wissner-bosserhoff in the development of products for care. Safety plays a key role here in conjunction with intelligent bed exit sensor technology for day and night, as well as new technical possibilities.



### Greater safety – fewer freedom-depriving measures (FDM\*)

- Fast response time in the event of falls
- High safety level during night and weekend shifts
- Fewer control rounds
- Ideal in combination with sentida low nursing beds and SafeFree® side guards



SafeSense®  
PDF download



## Living idea Cottage

Design Ts | homely  
Decor Elm Salisbury



wissner-bosserhoff | sentida sc



sentida sc | wissner-bosserhoff

sentida sc homely chassis with continuous side panel and central brake system, configured for:

- Dementia living groups
- Assisted living communities
- Rehabilitation clinics with a focus on neurological diseases
- Special care for slight physical limitations



## Professional digitalisation

Innovative, digital solutions to support individual care activities and complex care processes

Experts see the digitisation of care for the elderly as a major opportunity that can relieve the burden on nursing staff by means of technical innovations.

### Digitisation provides support in everyday care

Through the targeted use of sensors, for example, potential fall hazards and poor movement patterns among residents can be detected and reported at an early stage. The use of mobile devices additionally enables mobile and agile work with time savings.

Expert knowledge and information on care topics can be accessed more quickly and from any location. Social relationships with each other, but also with relatives, can be better maintained without much effort.

Workflows can be designed even more efficiently if care facilities systematically evaluate and merge the data from their digital documentation. From these results, correlations between treatments performed and requirements for better care planning can be derived.

wissner-bosserhoff is currently focusing on three topics and the associated risks for residents: **Fall, pressure ulcer and incontinence.**

The SafeSense® 3 digital nursing assistant can help analyze the data and take preventive action if necessary.

**Care needs digitisation - functional, intelligent and dignified.**



Vechtetal Pflege GmbH has set itself the goal of reinventing classic care for the elderly with the help of innovative technology. We chose SafeSense® 3 because the safety of our residents is our top priority. Responding more quickly to fall events can often prevent serious fall consequences.

Eike Jonker, Managing Director Vechtetal Pflege GmbH

### Solution 1 SafeSense® 3 –

From bed exit assistance system to digital care platform

With over 6 years of experience with integrated bed exit sensor systems, the time is right for a real digital care assistant. wissner-bosserhoff has already been able to gain valuable experience with digital products since 2014 with the bed exit sensor system SafeSense® and the intelligent nursing home bed sentida 7-i.

During this time, SafeSense® has matured into a care assistant with further supportive functionalities and is recommended as a future proof digitisation platform due to its open architecture. This architecture can be easily retrofitted with even more functions that additionally relieve the care givers.

SafeSense® 3  
PDF download



Movement monitoring

Bed exit monitoring

Care Monitor and app

Humidity sensor

# Intelligently networked

SafeSense® 3



1

## Mobile devices\*

All data at a glance at any time



2

## Software Care-Monitor with data visualization

with data visualization

**Pressureulcer prevention**  
through movement monitoring

**Falls prevention** with bed  
exit monitoring

**Security**  
Protection of resident information  
through encrypted data transmission  
and decentralized data processing



3

## Call system connection\*

A plus in safety for night  
and weekend shifts



4

## Patented bed sensor system

Care assistance



Play video



“ The nursing home bed of the future is more than a bed – it means effective care using smart solutions and enhancing the quality of life for the resident. ”

Uwe Deckert | wissner-bosserhoff GmbH





## Living idea Sunset

Design C | extra-mobile  
Decor Nordic Teak



wissner-bosserhoff | sentida sc



sentida sc | wissner-bosserhoff

sentida sc extra-mobile chassis, configured for:

- Hospices
- Palliative units
- Residential groups with special care (e.g. patients in a waking coma)
- Special care with a high degree of immobility



## Needs-based care

### Optimum and safe access to the resident

**Mobilisation activities and daily resident care activities can be very demanding and stressful for the nursing staff.** It can be the case that a nurse has to lift a total of up to 1.8 tons\* in one shift. Physical stress and tension among care-givers can have an additional unfavorable effect on the person being cared for.

Resulting fear reactions on the part of the resident can considerably limit resources, self-motivation and mobility, so that both sides can be endangered in their close interaction.

**sentida sc can support nursing staff and residents alike.**



Play video

### Solution 1 4-stop strategy –

Situational and needs-based care and support

The comfortable adjustment range from 23 to 80 cm enables

- an ergonomic and back-friendly working/care position at 80 cm,
- in combination with the separately adjustable thighrests and calfrests, additional freedom of movement, e.g., for basic care or wound care,
- an effort-saving “bed/chair” transfer and vice versa with the mobilisation height at chair height of 41 cm,
- a safety stop at a height of 31 cm, which provides protection against foot entrapment and at the same time provides a good mobilization height for smaller residents,
- with a safe sleeping position of 23 cm.


80 cm

Optimum nursing position



41 cm

Safe mobilisation at chair height



31 cm

Safety stop / Safe Mobilization for small residents



23 cm

Falls prevention during sleeping phases



### Solution 2 Central brake –

Foot side axle brake at the homely nursing home bed



Optionally, the sentida sc has a central brake on the foot side, which is easy and safe to reach.

Moving the bed by releasing the central brake – e.g., for cleaning activities – is thus simple and quick.




**Solution 3** Comfort bedding area –  
More safety for immobile residents



The comfort bedding area is equipped with 55 spring elements that provide a high level of lying comfort and additional simple pressure relief to prevent consequential damage, e.g., due to mobility restrictions.

The additional **PLUS** of sentida sc:  
In combination with the double retraction and the automatic comfort seat position, the comfort bedding area can support preventive care measures and additionally increase the quality of life.

**Solution 4** Integrated bed extension –  
Tool-free and flexibly adjustable




210 cm  
Alternative bed length of 210 cm: Protection with longer siderails at the foot end without accessories and without a gap > 318 mm\*

220 cm  
Bed extension to 220 cm: also temporarily adjustable with divided siderails for sentida – complete protection through foot-end protector (accessory) is guaranteed

sentida sc has an integrated bed extension as standard, which complies with the normative requirements IEC 60601-2-52 in any configuration.

**Solution 5** Wall spacer –  
protects the bed from damage



Available are head side and side wall spacers, which protect the bed from damage during maneuvering.





## Living idea Provence

Design G | extra-access  
Decor Lindberg Oak



wissner-bosserhoff | sentida sc



sentida sc | wissner-bosserhoff

sentida sc extra-accessible chassis with continuous side panel, configured for:

- Inpatient care for the elderly
- Partial inpatient care
- Assisted senior living communities
- Special care for slight physical limitations
- Short-term and preventive care

# Design

## Head part / footrest



**Design A**  
Head part/footrest



**Design Ak**  
Foldable footrest



**Design C**  
Head part



**Design C**  
Footrest



**Design Cx**  
Flat footrest



**Design Df**  
Head part/footrest



**Design Dfx**  
Flat footrest



**Design G**  
Head part



**Design G**  
Footrest



**Design Gx**  
Flat footrest



**Design O**  
Head part/footrest



**Design Ts**  
Head part



**Design Ts**  
Footrest



**Design Tsx**  
Flat footrest


## Continuous side panel (Option)



Options are available with a continuous side panel and 4 SafeFree® side rails

# 3 Lying surfaces


## Modularity also in the choice of lying surface



### Comfort

- 55 spring elements
- Lying surface frame in white aluminium

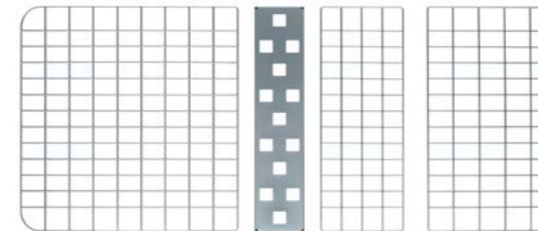
**High lying comfort & easy pressure relief**



### EasyClean

- ABS plastic cushions
- Lying surface frame

**Easy to clean**



### Aero

- Wire mesh supports
- Lying surface frame in white aluminium

**Good ventilation**



### Softcover or hotel design

All fabric and imitation leather decors shown are available either permanently mounted as hotel design or as covers, which you can easily attach yourself to the head and foot sections\* of your and footboards\* of your healthcare beds. The soft covers are extremely durable, moisture and dirt resistant, water repellent and breathable.



Design Df  
Fabric: Sand  
Decor: Norway Maple



Design C  
Main decor: Norway Maple  
Accent decor: Elm Salisbury Natur



### Two-tone wooden bed design

All wood decors can be combined to create a two-tone bed design.  
**Main decor:** Headboard, footboard & side panel  
**Accent decor:** Handrail Side rails, cleats and edges on headboard and footboard


We recommend using an original sample for final colour selection, as the colours may differ from the printed illustrations.

## Colors and Designs


### Colors | Decors\*



### Imitation leather | Soft Cover for head part / footrest Df\* or hotel design



### Fabric | Soft Cover for head part / footrest Df\* or hotel design



Imitation Leather: Smoke  
Decor: Nordic Teak



Fabrics: Sand  
Decor: Norway Maple



## Technical data

According to Annex VIII, #13 of the Medical Device Directive (MDD) 2017/745, the sentida nursing home bed is a Class I medical device.

External dimensions, min./max. <sup>1)</sup>	205 x 103 / 208 x 104 cm
Lying surface	90 x 200 cm
Mattress size	87 - 90 x 200 cm
Height adjustment <sup>2)</sup>	23 - 80 cm
Accessibility	15 cm
Backrest length	88 cm
Backrest adjustment	70° ± 5° incl. backrest retraction by approx. 11 cm
Backrest retraction	11 cm
Seat section length	21 cm
Thigh section retraction	6 cm
Upper leg length	36 cm
Thigh rest adjustment	30° ± 5° incl. thigh rest retraction by approx. 6 cm
Double retraction	17 cm more space in the bed
Lower leg section adjustment	32°
Lower leg length	55 cm
(Anti-) Trendelenburg, swivelling	head approx. 17°/ foot approx. 17°
Safe working load <sup>3)</sup>	270 kg
Max. Occupant weight	235 kg
Bed weight <sup>4)</sup>	approx. 115 kg
Preparation SafeSense® 1+3	included
Protection class	IPX4
Protection class	II

1) 1) Depending on the selected head/foot section design | 2) For 50 mm double castors and 100 mm castors with extramobil model | 3) **Manufacturer's recommendation:** the maximum occupant weight can be increased depending on the weight of the mattress and accessories used. Ex: safe working load 270 kg - mattress 10 kg - accessories 10 kg = max. occupant weight 235 kg. When using heavy mattresses/accessories, the occupant weight changes accordingly! | 4) depending on the equipment

## Security

wissner-bosserhoff GmbH is certified according to the regulations of ISO 9001 for quality management systems, DIN EN ISO 13485 for the production of medical devices as well as ISO 14001 for environmental management. wissner-bosserhoff also has its manufacturing processes and management regularly audited by TÜV Süd.

ISO 9001:2015    ISO 13485:2016    ISO 14001:2015    CB Certificate for Product Safety, TÜV Süd    Certificate for siderails

**ISO 9001**  
Zertifiziertes Qualitätsmanagementsystem  
www.tuev-sued.de/ms-zert

**ISO 14001**  
Zertifiziertes Umweltmanagementsystem  
www.tuev-sued.de/ms-zert

**TÜV SÜD**  
EN ISO 13485  
tuv-sud.com/ps-cert


**CE**



We have had the greenhouse gas emissions caused by our company's activities recorded\*\* and offset them by purchasing climate protection certificates for the years 2022 and 2023.

## Bedside cabinets and other accessories

can be found in extra brochures or at [www.wi-bo.com](http://www.wi-bo.com)





**wissner-bosserhoff GmbH**

Hauptstraße 4-6 | 58739 Wickede (Ruhr) | Germany  
Phone +49 2377 784-0 | info@wi-bo.de | wi-bo.de

**LINET<sup>®</sup>**

**LINET UK**

11 Brunel Way | Segensworth East | Fareham, Hampshire | PO15 5TX  
Phone: +44 800 0353 345 | solutions@linet.uk.com | wi-bo.com/en-wi/

---

Members of LINET Group

