



The most significant change to
walking frame design in

70 years

Choose Innovation

The Walk Safe, a truly differentiated, game changing front wheeled walking frame, proven to be twice as stable when turning compared to a traditional walking frame. We believe this will reduce risk of falls, reducing needs for hospital visits and long-term care costs.

Its patented magnetic swivel wheels and rear glides with integral brake enable the user to turn the frame without lifting yet maintains directional stability. This ensures the frame always provides control and support to the user, and reduces effort, increases mobility and wellbeing.

The addition of lower handles provide extra support to enable a user to stand up and sit down.

UK Patent GB2613198

Chinese Utility Patent CN 217593315 U

EU Patent Application EP4440528

Developed in partnership with



University of
Salford
MANCHESTER

University of Salford research¹ indicated that traditional front wheeled walking frames showed a risk of instability during turning and crossing thresholds. We used this methodology to develop a safer walking frame design, which was tested by the University of Salford in their gait laboratory and in care homes². The new design showed a doubling of user stability during turning and improved stability crossing thresholds.

¹ Thies et al BMC Geriatr. 2020

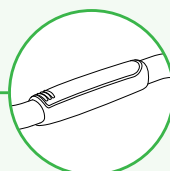
² Thies et al BMC Geriatr. 2023

Key Features

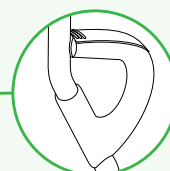
Compatible with the Buckingham Caddy for easy transportation of possessions.



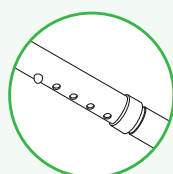
The Walk Safe's cushioned upper handles improve grip and comfort.



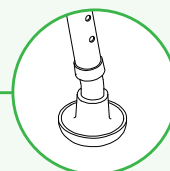
Lower handles provide extra support to help the user stand up from a chair or bed.



Available in two sizes, featuring 100mm height adjustments and 80mm width adjustments to suit a wide range of users.



Combined rear brake and glide allow the user to move easily over any surface and stop safely when needed.



Swivel 125mm castors with Magnetic Directional Bias* which allows the user to turn without lifting the frame, whilst maintaining straight line stability.



*UK Patent GB2613198
Chinese Utility Patent CN 217593315 U
EU Patent Application EP4440528

Fully welded frame supports user's up to 160kg, with high strength alloy tubing for durability and re-use.

NRS Healthcare have been manufacturing innovative rehabilitation products for over 70 years

What the professionals say...

“ It feels safe and secure. ”

“ The definite advantage I can see are the wheels – the ease of getting over the threshold from one surface to another. ”

“ Turning is definitely better with the new frame – it is so smooth and very easy to move. ”

“ It helps me stand and it gives me a stronger base of support throughout all movements, it won't fall away from you. ”

Technical Information

- For Indoor Use Only.



- Class 1 Medical Device
- This product complies with the following standards:
 - ISO 11199-1:2021 Assistive products for walking manipulated by both arms - Requirements and test methods. Part 1: Walking Frames.
 - ISO 24415-1:2009 Tips for assistive products for walking - Requirements and test methods. Part 1 Friction of tips.

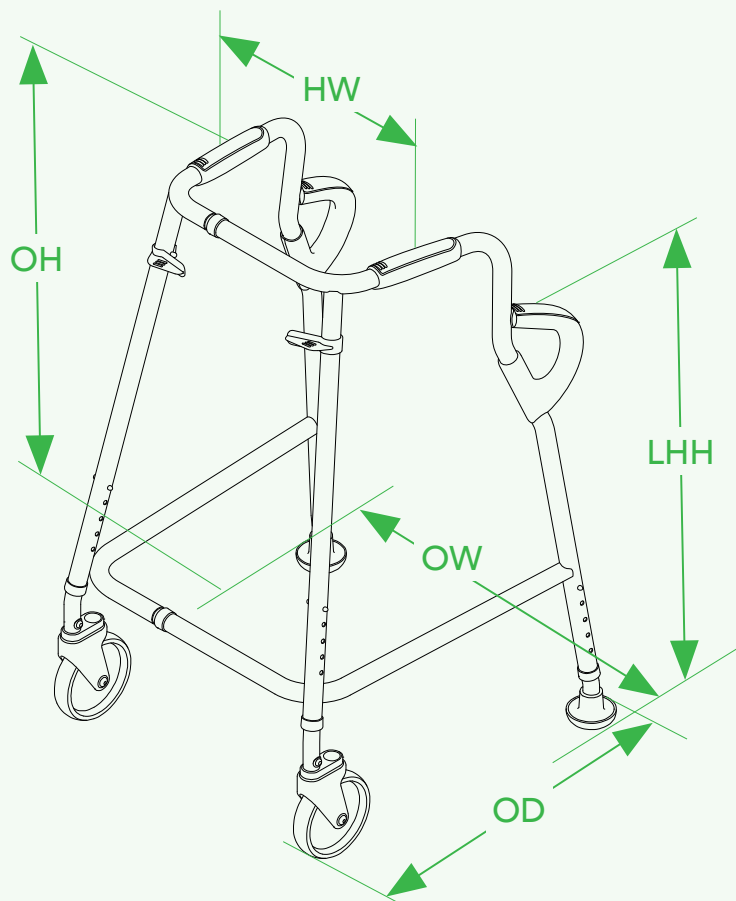
Colour Options Available

Available in a range of colours*.



*subject to order quantity

Measurements & Specification



Dimension	Key	Medium (S58115)	Large (S58139)
Overall Height	OH	750-850mm	850-950mm
Lower Handle Height	LHH	625-725mm	665-765mm
Handle Width (Outside)	HW	380-460mm	380-460mm
Overall Width	OW	560-660mm	580-680mm
Overall Depth	OD	525-560mm	555-590mm
Max User Weight	MUW	160kg	160kg

If you would like to discuss placing an order please contact our customer service team on:

📞 **03330 160 000** ✉ **customerservice@completecareshop.co.uk**

For technical queries, please contact Susan Bevan,
Clinical Technical Lead on **sbevan@nrshealthcare.co.uk**