


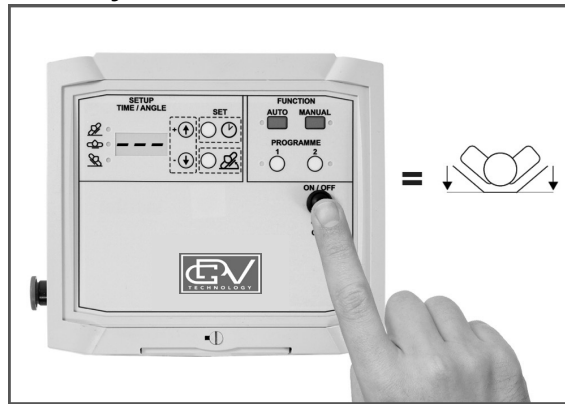


## GENERAL INFORMATION


### Turn ON and OFF



### Reset system

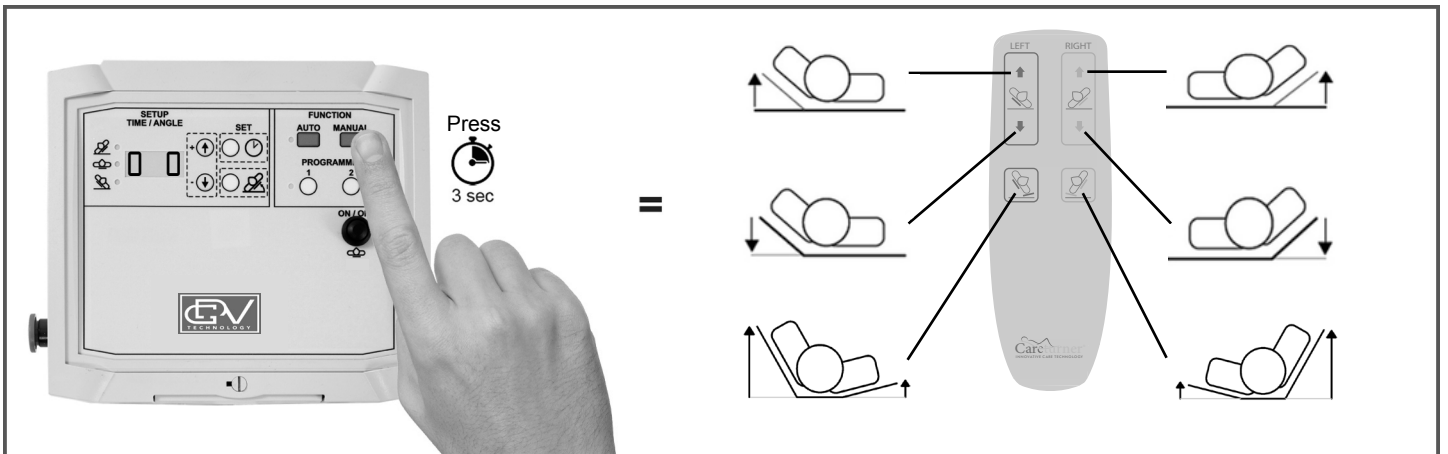


### Emergency button




## MANUAL USE – Active use

Used in nursing and transfer situations. Possible angles 0 to 70°

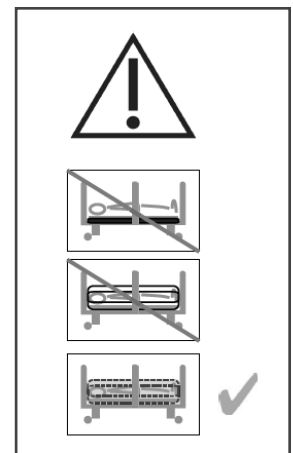


## AUTOMATIC USE – FACTORY SETTINGS



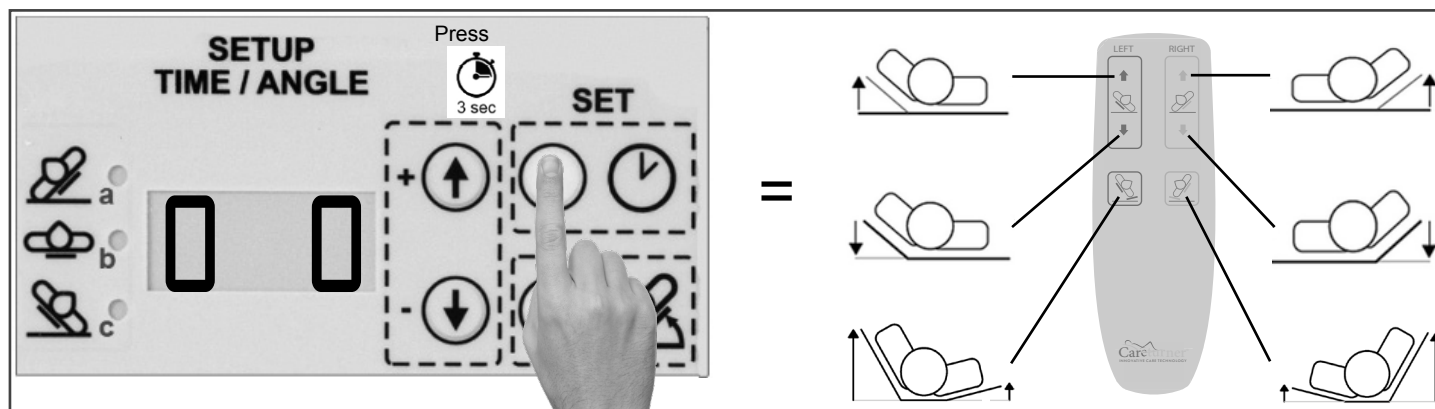
### NOTICE!

Program and use P1 and/or P2 for individual repositioning. Possible angles 0 to 40°



## PAUSE AN AUTOMATIC PROGRAM IN USE

If P1,P2 or AUTO are active they can be paused and the hand control can be used as in manual mode. This function is recommended if the automatic pressure program should resume afterwards.




### NOTICE!

The active program prior to the pause action, will restart after 30 minutes of inactivity.

## RESTART THE ACTIVE PROGRAM BEFORE THE PAUSE

The active program prior to the pause action can be activated right away. The hand control can no longer be used.



GDVWIBOMA220620



GDV Technology A/S  
Værkstedsgården 15, st. th.  
2620 Albertslund  
Denmark

